10320 Camino Santa Fe, Suite G
San Diego, CA 92121
Tel: 858.875.1900 Fax: 858.875.1999

Anti-FSH Beta Picoband Antibody

Catalog # ABO11813

Product Information

Application	WB, IHC-P
Primary Accession	P01225
Host	Rabbit
Reactivity	Human, Mouse
Clonality	Polyclonal
Format	Lyophilized
Description	Rabbit IgG polyclonal antibody for Follitropin subunit beta(FSHB) detection. Tested with WB, IHC-P in Human;Mouse.
Reconstitution	Add 0.2ml of distilled water will yield a concentration of 500ug/ml.

Additional Information

Gene ID	2488
Other Names	Follitropin subunit beta, Follicle-stimulating hormone beta subunit, FSH-B, FSH-beta, Follitropin beta chain, FSHB
Calculated MW	14700
Application Details	Immunohistochemistry(Paraffin-embedded Section), 0.5-1 □g/ml, Human, Mouse, By Heat Western blot, 0.1-0.5 □g/ml, Human
Subcellular Localization	Secreted.
Source	Eukaryota
Protein Name	Follitropin subunit beta
Contents	Each vial contains 5mg BSA, 0.9mg NaCl, 0.2mg Na2HPO4, 0.05mg NaN3.
Immunogen	E.coli-derived human FSH beta recombinant protein (Position: N19-E129). Human FSH beta shares 90% and 89% amino acid (aa) sequences identity with mouse and rat FSH beta, respectively.
Purification	Immunogen affinity purified.
Cross Reactivity	No cross reactivity with other proteins
Storage	At -20˚C for one year. After r˚Constitution, at 4˚C for one month. It˚Can also be aliquotted and stored frozen at -20˚C for a longer time.Avoid repeated freezing and thawing.

Sequence Similarities	Belongs to the glycoprotein hormones subunit beta family.

Protein Information

Name	FSHB
Function	Together with the alpha chain CGA constitutes follitropin, the follicle-stimulating hormone, and provides its biological specificity to the hormone heterodimer. Binds FSHR, a G protein-coupled receptor, on target cells to activate downstream signaling pathways (PubMed:24692546, PubMed:2494176). Follitropin is involved in follicle development and spermatogenesis in reproductive organs (PubMed:407105, PubMed:8220432).
Cellular Location	Secreted. Note=Efficient secretion requires dimerization with CGA

Background

FSHB, also known as Follitropin subunit beta, is a protein that in humans is encoded by the FSHB gene, and this gene is mapped to 11p14.1. FSHB enables ovarian folliculogenesis to the antral follicle stage and is essential for Sertoli cell proliferation and maintenance of sperm quality in the testis. It can stimulate development of follicle and spermatogenesis in the reproductive organs. This gene encodes the beta subunit of follicle-stimulating hormone. In conjunction with luteinizing hormone, follicle-stimulating hormone induces egg and sperm production.

Images

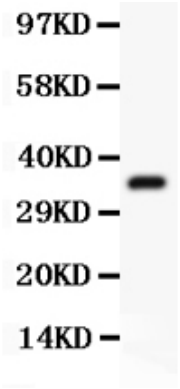

Anti-FSH beta Picoband antibody, ABO11813-1.jpgAll lanes: Anti FSH beta(ABO11813) at 0.5ug/mlWB: Recombinant Human FSH beta Protein 0.5ngPredicted bind size: 36KDObserved bind size: 36KD

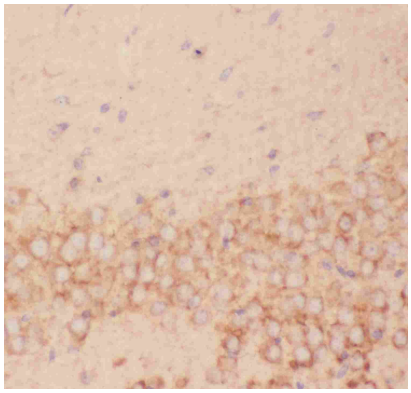

Anti-FSH beta Picoband antibody, ABO11813-1.jpgIHC(P): Mouse Brain Tissue

Anti-FSH beta Picoband antibody, ABO11813-1.jpgIHC(P): Human Mammary Cancer Tissue

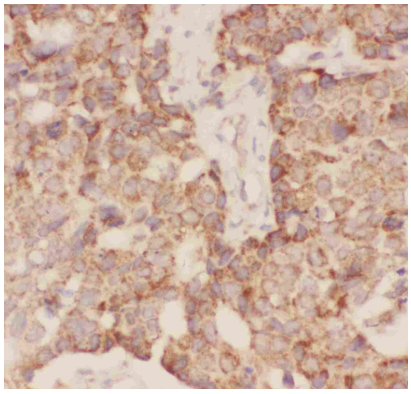

Please note: All products are 'FOR RESEARCH USE ONLY. NOT FOR USE IN DIAGNOSTIC OR THERAPEUTIC PROCEDURES'.