10320 Camino Santa Fe, Suite G
San Diego, CA 92121
Tel: 858.875.1900 Fax: 858.875.1999

Anti-GCLC Rabbit Monoclonal Antibody

Catalog # ABO13551

Product Information

Application	WB
Primary Accession	P48506
Host	Rabbit
Isotype	Rabbit IgG
Reactivity	Rat, Human
Clonality	Monoclonal
Format	Liquid
Description	Anti-GCLC Rabbit Monoclonal Antibody . Tested in WB application. This antibody reacts with Human, Rat.

Additional Information

Gene ID	2729
Other Names	Glutamate--cysteine ligase catalytic subunit, 6.3.2.2, GCS heavy chain, Gamma-ECS, Gamma-glutamylcysteine synthetase, GCLC (HGNC:4311), GLCL, GLCLC
Calculated MW	72766
Application Details	WB 1:500-1:2000
Source	Eukaryota
Contents	Rabbit IgG in phosphate buffered saline, pH 7.4, 150mM NaCl, 0.02% sodium azide and 50% glycerol, 0.4-0.5mg/ml BSA.
Clone Names	Clone: ABBG-7
Immunogen	A synthesized peptide derived from human GCLC
Purification	Affinity-chromatography
Storage	Store at -20°C for one year. For short term storage and frequent use, store at 4°C for up to one month. Avoid repeated freeze-thaw cycles.

Protein Information

Name	GCLC (HGNC:4311)
Synonyms	GLCL, GLCLC
Function	Catalyzes the ATP-dependent ligation of L-glutamate and L- cysteine and participates in the first and rate-limiting step in glutathione biosynthesis.

Images

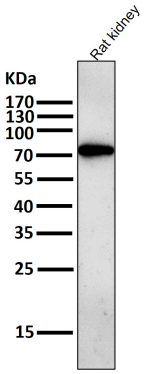

All lanes use the Antibody at 1:1K dilution for 1 hour at room temperature.

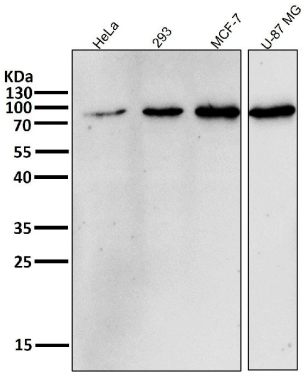

All lanes use the Antibody at 1:1K dilution for 1 hour at room temperature.

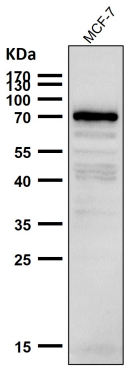

All lanes use the Antibody at 1:1K dilution for 1 hour at room temperature.

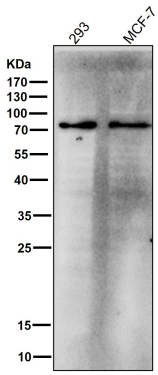

All lanes use the Antibody at 1:1K dilution for 1 hour at room temperature.

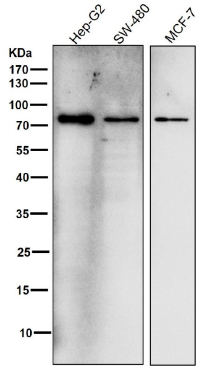

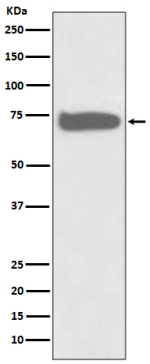

Western blot analysis of GCLC expression in HepG2 cell lysate.

Please note: All products are 'FOR RESEARCH USE ONLY. NOT FOR USE IN DIAGNOSTIC OR THERAPEUTIC PROCEDURES'.