10320 Camino Santa Fe, Suite G
San Diego, CA 92121
Tel: 858.875.1900 Fax: 858.875.1999

Anti-Integrin beta 3 ITGB3 Rabbit Monoclonal Antibody

Catalog # ABO14204

Product Information

Application	WB, IHC, IF, ICC
Primary Accession	P05106
Host	Rabbit
Isotype	Rabbit IgG
Reactivity	Rat, Human, Mouse
Clonality	Monoclonal
Format	Liquid
Description	Anti-Integrin beta 3 ITGB3 Rabbit Monoclonal Antibody . Tested in WB, IHC, ICC/IF applications. This antibody reacts with Human, Mouse, Rat.

Additional Information

Gene ID	3690
Other Names	Integrin beta-3, Platelet membrane glycoprotein IIIa, GPIIIa, CD61, ITGB3 (HGNC:6156), GP3A
Calculated MW	87058
Application Details	WB 1:1000-1:2000 IHC 1:50-1:200 ICC/IF 1:50-1:200
Subcellular Localization	Cell membrane ; Single- pass type I membrane protein. Cell projection, lamellipodium membrane. Cell junction, focal adhesion.
Tissue Specificity	Isoform beta-3A and isoform beta-3C are widely expressed. Isoform beta-3A is specifically expressed in osteoblast cells; isoform beta-3C is specifically expressed in prostate and testis.
Source	Eukaryota
Contents	Rabbit IgG in phosphate buffered saline, pH 7.4, 150mM NaCl, 0.02% sodium azide and 50% glycerol, 0.4-0.5mg/ml BSA.
Clone Names	Clone: BFE-9
Immunogen	A synthesized peptide derived from human Integrin beta 3
Purification	Affinity-chromatography
Storage	Store at -20°C for one year. For short term storage and frequent use, store at 4°C for up to one month. Avoid repeated freeze-thaw cycles.

Protein Information

Name ITGB3 (HGNC:6156)

Synonyms GP3A

Function Integrin alpha-V/beta-3 (ITGAV:ITGB3) is a receptor for cytotactin, fibronectin, laminin, matrix metalloproteinase-2, osteopontin, osteomodulin, prothrombin, thrombospondin, vitronectin and von Willebrand factor (VWF). Integrin alpha-IIb/beta-3 (ITGA2B:ITGB3) is a receptor for fibronectin, fibrinogen, plasminogen, prothrombin, thrombospondin and vitronectin. Integrins alpha-IIb/beta-3 and alpha- V/beta-3 recognize the sequence R-G-D in a wide array of ligands. Integrin alpha-IIb/beta-3 recognizes the sequence H-H-L-G-G-G-A-K-Q-A- G-D-V in fibrinogen gamma chain (By similarity). Following activation integrin alpha-IIb/beta-3 brings about platelet/platelet interaction through binding of soluble fibrinogen (PubMed:9111081). This step leads to rapid platelet aggregation which physically plugs ruptured endothelial surface. Fibrinogen binding enhances SELP expression in activated platelets (By similarity). ITGAV:ITGB3 binds to fractalkine (CX3CL1) and acts as its coreceptor in CX3CR1-dependent fractalkine signaling (PubMed:23125415, PubMed:24789099). ITGAV:ITGB3 binds to NRG1 (via EGF domain) and this binding is essential for NRG1-ERBB signaling (PubMed:20682778). ITGAV:ITGB3 binds to FGF1 and this binding is essential for FGF1 signaling (PubMed:18441324). ITGAV:ITGB3 binds to FGF2 and this binding is essential for FGF2 signaling (PubMed:28302677). ITGAV:ITGB3 binds to IGF1 and this binding is essential for IGF1 signaling (PubMed:19578119). ITGAV:ITGB3 binds to IGF2 and this binding is essential for IGF2 signaling (PubMed:28873464). ITGAV:ITGB3 binds to IL1B and this binding is essential for IL1B signaling (PubMed:29030430). ITGAV:ITGB3 binds to PLA2G2A via a site (site 2) which is distinct from the classical ligand-binding site (site 1) and this induces integrin conformational changes and enhanced ligand binding to site 1 (PubMed:18635536, PubMed:25398877). ITGAV:ITGB3 acts as a receptor for fibrillin-1 (FBN1) and mediates R-G-D-dependent cell adhesion to FBN1 (PubMed:12807887). In brain, plays a role in synaptic transmission and plasticity. Involved in the regulation of the serotonin neurotransmission, is required to localize to specific compartments within the synapse the serotonin receptor SLC6A4 and for an appropriate reuptake of serotonin. Controls excitatory synaptic strength by regulating GRIA2-containing AMPAR endocytosis, which affects AMPAR abundance and composition (By similarity). ITGAV:ITGB3 act as a receptor for CD40LG (PubMed:31331973). ITGAV:ITGB3 acts as a receptor for IBSP and promotes cell adhesion and migration to IBSP (PubMed:10640428). Integrin ITGA2B:ITGB3 is also the receptor of the erythrocyte-specific ICAM4 ligand involved in heterotypic cell-cell adhesion between erythrocytes and activated platelets (PubMed:12477717). ITGAV:ITGB3 acts as a receptor for SNED1 and mediates R-G-D-dependent cell adhesion to SNED1 (PubMed:39713860).

Cellular Location Cell membrane; Single-pass type I membrane protein. Cell projection, lamellipodium membrane. Cell junction, focal adhesion. Postsynaptic cell membrane {ECO:0000250|UniProtKB:O54890}; Single-pass type I membrane protein {ECO:0000250|UniProtKB:O54890}. Synapse {ECO:0000250|UniProtKB:O54890}

Tissue Location Isoform beta-3A and isoform beta-3C are widely expressed. Isoform beta-3A is specifically expressed in osteoblast cells; isoform beta-3C is specifically expressed in prostate and testis

Images

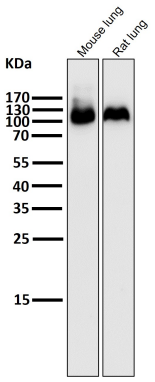

All lanes use the Antibody at 1:5K dilution for 1 hour at room temperature.



Western blot analysis of Integrin beta3 expression in human spleen lysate.

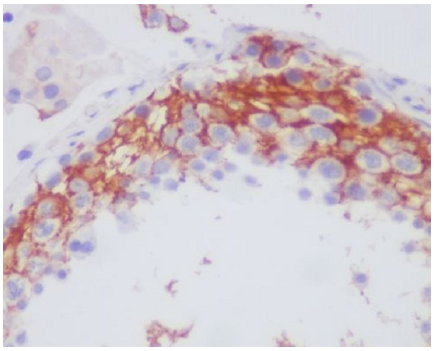

Immunohistochemical analysis of paraffin-embedded human testis, using Integrin beta 3 Antibody.

Please note: All products are 'FOR RESEARCH USE ONLY. NOT FOR USE IN DIAGNOSTIC OR THERAPEUTIC PROCEDURES'.