

DNAL4 Antibody

Purified Mouse Monoclonal Antibody

Catalog # AO2307a

Product Information

Application	WB, IHC, E
Primary Accession	O96015
Reactivity	Human
Host	Mouse
Clonality	Monoclonal
Clone Names	3C10A4
Isotype	IgG1
Calculated MW	12009
Description	DNAL4 is a component of the dynein motor complex
Immunogen	Purified recombinant fragment of human DNAL4 (AA: 1-105) expressed in E. Coli.
Formulation	Purified antibody in PBS with 0.05% sodium azide

Additional Information

Gene ID	10126
Other Names	Dynein light chain 4, axonemal, DNAL4
Dilution	WB~~1/500 - 1/2000 IHC~~1:100~500 E~~1/10000
Storage	Maintain refrigerated at 2-8°C for up to 6 months. For long term storage store at -20°C in small aliquots to prevent freeze-thaw cycles.
Precautions	DNAL4 Antibody is for research use only and not for use in diagnostic or therapeutic procedures.

Protein Information

Name	DNAL4
Function	Force generating protein of respiratory cilia. Produces force towards the minus ends of microtubules. Dynein has ATPase activity (By similarity).
Cellular Location	Cytoplasm, cytoskeleton, cilium axoneme

References

1. J Neurosci. 2001 Feb 1;21(3):RC125.

Images

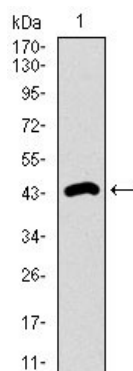


Figure 1: Western blot analysis using DNAL4 mAb against human DNAL4 recombinant protein. (Expected MW is 44.7 kDa)

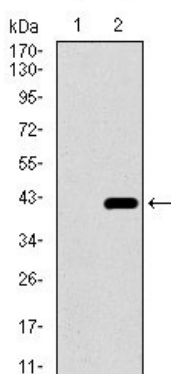


Figure 2: Western blot analysis using DNAL4 mAb against HEK293 (1) and DNAL4 (AA: 1-105)-hIgGFc transfected HEK293 (2) cell lysate.

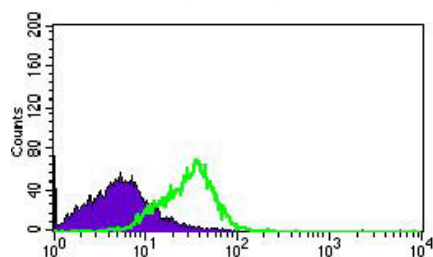


Figure 5: Flow cytometric analysis of HEK293 cells using DNAL4 mouse mAb (green) and negative control (purple).

Please note: All products are 'FOR RESEARCH USE ONLY. NOT FOR USE IN DIAGNOSTIC OR THERAPEUTIC PROCEDURES'.