

AMY1A

Purified Mouse Monoclonal Antibody
Catalog # AO2513a

Product Information

Application	WB, IHC, ICC, E
Reactivity	Human
Host	Mouse
Clonality	Monoclonal
Clone Names	1G4D8
Isotype	Mouse IgG1
Calculated MW	57 KDa
Immunogen	Purified recombinant fragment of human AMY1A (AA: 172-284) expressed in E. Coli.
Formulation	Purified antibody in PBS with 0.05% sodium azide

Additional Information

Other Names	AMY1
Dilution	WB~~ 1/500 - 1/2000 IHC~~1:100~500 ICC~~N/A E~~ 1/10000
Storage	Maintain refrigerated at 2-8°C for up to 6 months. For long term storage store at -20°C in small aliquots to prevent freeze-thaw cycles.
Precautions	AMY1A is for research use only and not for use in diagnostic or therapeutic procedures.

References

1. Physiol Behav. 2015 Jan;138:173-8. 2. Am J Surg Pathol. 2013 Dec;37(12):1824-30.

Images

Figure 1: Black line: Control Antigen (100 ng); Purple line: Antigen (10ng); Blue line: Antigen (50 ng); Red line: Antigen (100 ng)

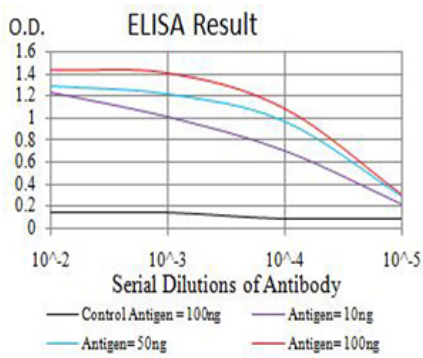


Figure 2: Western blot analysis using AMY1A mAb against human AMY1A (AA: 172-284) recombinant protein. (Expected MW is 38.7 kDa)

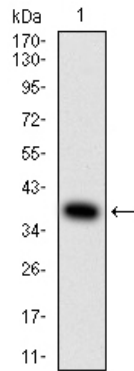


Figure 3: Western blot analysis using AMY1A mAb against HEK293 (1) and AMY1A (AA: 172-284)-hIgGfc transfected HEK293 (2) cell lysate.

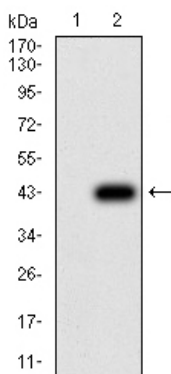
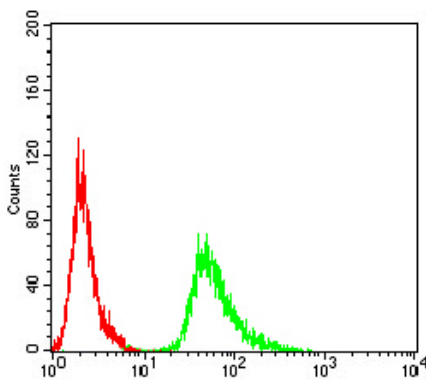


Figure 4: Flow cytometric analysis of MCF-7 cells using AMY1A mouse mAb (green) and negative control (red).



Please note: All products are 'FOR RESEARCH USE ONLY. NOT FOR USE IN DIAGNOSTIC OR THERAPEUTIC PROCEDURES'.