

NCAM1

Purified Mouse Monoclonal Antibody
Catalog # AO2553a

Product Information

Application	WB, IHC, ICC, E
Primary Accession	P13591
Reactivity	Human
Host	Mouse
Clonality	Monoclonal
Clone Names	5G5G1
Isotype	Mouse IgG2b
Calculated MW	94574
Immunogen	Purified recombinant fragment of human NCAM1 (AA: 568-708) expressed in E. Coli.
Formulation	Purified antibody in PBS with 0.05% sodium azide

Additional Information

Gene ID	4684
Other Names	CD56; NCAM; MSK39
Dilution	WB~~ 1/500 - 1/2000 IHC~~1:100~500 ICC~~N/A E~~ 1/10000
Storage	Maintain refrigerated at 2-8°C for up to 6 months. For long term storage store at -20°C in small aliquots to prevent freeze-thaw cycles.
Precautions	NCAM1 is for research use only and not for use in diagnostic or therapeutic procedures.

Protein Information

Name	NCAM1 (HGNC:7656)
Synonyms	NCAM
Function	This protein is a cell adhesion molecule involved in neuron- neuron adhesion, neurite fasciculation, outgrowth of neurites, etc. (Microbial infection) Acts as a receptor for Zika virus.
Cellular Location	[Isoform 1]: Cell membrane; Single-pass type I membrane protein [Isoform 3]: Cell membrane; Lipid-anchor, GPI- anchor [Isoform 5]: Secreted.

References

1.J Cancer Res Clin Oncol. 2015 Oct;141(10):1859-70.2.Head Face Med. 2015 Feb 12;11:3.

Images

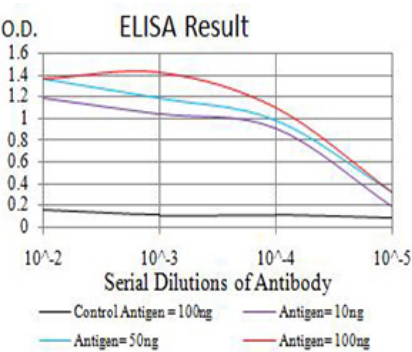


Figure 1:Black line: Control Antigen (100 ng);Purple line: Antigen (10ng); Blue line: Antigen (50 ng); Red line:Antigen (100 ng)

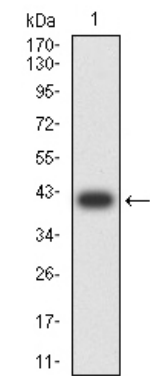


Figure 2:Western blot analysis using NCAM1 mAb against human NCAM1 (AA: 568-708) recombinant protein. (Expected MW is 40.1 kDa)

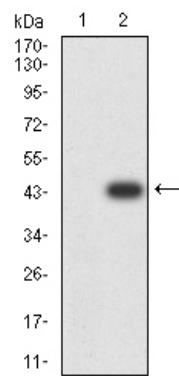


Figure 3:Western blot analysis using NCAM1 mAb against HEK293 (1) and NCAM1 (AA: 568-708)-hIgGFc transfected HEK293 (2) cell lysate.

Please note: All products are 'FOR RESEARCH USE ONLY. NOT FOR USE IN DIAGNOSTIC OR THERAPEUTIC PROCEDURES'.