

Acrosin Polyclonal Antibody

Catalog # AP63076

Product Information

Application	WB, IHC-P
Primary Accession	P10323
Reactivity	Human
Host	Rabbit
Clonality	Polyclonal
Calculated MW	45847

Additional Information

Gene ID	49
Other Names	ACR; ACRS; Acrosin
Dilution	WB~~IHC-p: 100-300.Western Blot: 1/500 - 1/2000. ELISA: 1/5000. Not yet tested in other applications. IHC-P~~IHC-p: 100-300.Western Blot: 1/500 - 1/2000. ELISA: 1/5000. Not yet tested in other applications.
Format	Liquid in PBS containing 50% glycerol, 0.5% BSA and 0.09% (W/V) sodium azide.
Storage Conditions	-20°C

Protein Information

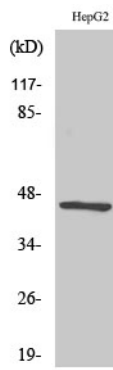
Name	ACR
Synonyms	ACRS
Function	Acrosin is the major protease of mammalian spermatozoa. It is a serine protease of trypsin-like cleavage specificity, it is synthesized in a zymogen form, proacrosin and stored in the acrosome.

Background

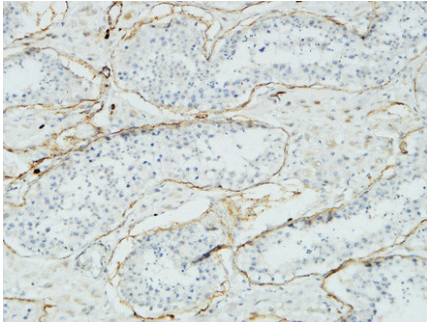
Acrosin is the major protease of mammalian spermatozoa. It is a serine protease of trypsin-like cleavage specificity, it is synthesized in a zymogen form, proacrosin and stored in the acrosome.

Images

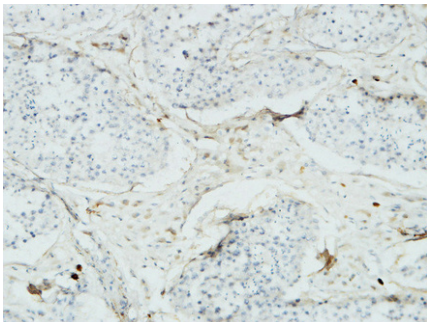
Western Blot analysis of various cells using Acrosin



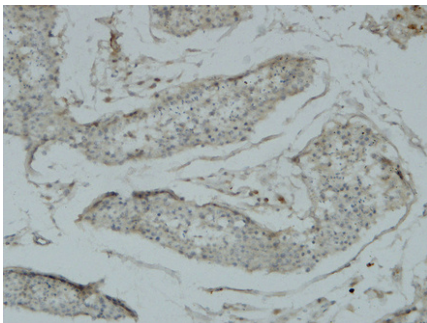
Polyclonal Antibody



Immunohistochemical analysis of paraffin-embedded Human testis. 1, Antibody was diluted at 1:100(4°,overnight). 2, High-pressure and temperature EDTA, pH8.0 was used for antigen retrieval. 3,Secondary antibody was diluted at 1:200(room temperature, 30min).



Immunohistochemical analysis of paraffin-embedded Human testis. 1, Antibody was diluted at 1:100(4°,overnight). 2, High-pressure and temperature EDTA, pH8.0 was used for antigen retrieval. 3,Secondary antibody was diluted at 1:200(room temperature, 30min).



Immunohistochemical analysis of paraffin-embedded Human testis. 1, Antibody was diluted at 1:100(4°,overnight). 2, High-pressure and temperature EDTA, pH8.0 was used for antigen retrieval. 3,Secondary antibody was diluted at 1:200(room temperature, 30min).

Please note: All products are 'FOR RESEARCH USE ONLY. NOT FOR USE IN DIAGNOSTIC OR THERAPEUTIC PROCEDURES'.