

Cleaved-Caspase-7 p20 (D198) Polyclonal Antibody

Catalog # AP63084

Product Information

Application	WB, IHC-P
Primary Accession	P55210
Reactivity	Human, Mouse
Host	Rabbit
Clonality	Polyclonal
Calculated MW	34277

Additional Information

Gene ID	840
Other Names	CASP7; MCH3; Caspase-7; CASP-7; Apoptotic protease Mch-3; CMH-1; ICE-like apoptotic protease 3; ICE-LAP3
Dilution	WB~~Western Blot: 1/500 - 1/2000. Immunohistochemistry: 1/100 - 1/300. ELISA: 1/5000. Not yet tested in other applications. IHC-P~~Western Blot: 1/500 - 1/2000. Immunohistochemistry: 1/100 - 1/300. ELISA: 1/5000. Not yet tested in other applications.
Format	Liquid in PBS containing 50% glycerol, 0.5% BSA and 0.09% (W/V) sodium azide.
Storage Conditions	-20°C

Protein Information

Name	CASP7 {ECO:0000303 PubMed:9070923, ECO:0000312 HGNC:HGNC:1508}
Function	Thiol protease involved in different programmed cell death processes, such as apoptosis, pyroptosis or granzyme-mediated programmed cell death, by proteolytically cleaving target proteins (PubMed: 11257230 , PubMed: 11257231 , PubMed: 11701129 , PubMed: 15314233 , PubMed: 16916640 , PubMed: 17646170 , PubMed: 18723680 , PubMed: 19581639 , PubMed: 8521391 , PubMed: 8567622 , PubMed: 8576161 , PubMed: 9070923). Has a marked preference for Asp-Glu-Val-Asp (DEVD) consensus sequences, with some plasticity for alternate non-canonical sequences (PubMed: 12824163 , PubMed: 15314233 , PubMed: 17697120 , PubMed: 19581639 , PubMed: 20566630 , PubMed: 23650375 , PubMed: 23897474 , PubMed: 27032039). Its involvement in the different programmed cell death processes is probably determined by upstream proteases that activate CASP7 (By similarity). Acts as an effector caspase involved in the execution phase of apoptosis: following cleavage and activation by initiator caspases (CASP8, CASP9 and/or CASP10), mediates

execution of apoptosis by catalyzing cleavage of proteins, such as CLSPN, PARP1, PTGES3 and YY1 (PubMed:[10497198](#), PubMed:[16123041](#), PubMed:[16374543](#), PubMed:[16916640](#), PubMed:[18723680](#), PubMed:[20566630](#), PubMed:[21555521](#), PubMed:[22184066](#), PubMed:[22451931](#), PubMed:[27889207](#), PubMed:[28863261](#), PubMed:[31586028](#), PubMed:[34156061](#), PubMed:[35338844](#), PubMed:[35446120](#)). Compared to CASP3, acts as a minor executioner caspase and cleaves a limited set of target proteins (PubMed:[18723680](#)). Acts as a key regulator of the inflammatory response in response to bacterial infection by catalyzing cleavage and activation of the sphingomyelin phosphodiesterase SMPD1 in the extracellular milieu, thereby promoting membrane repair (PubMed:[21157428](#)). Regulates pyroptosis in intestinal epithelial cells: cleaved and activated by CASP1 in response to S.typhimurium infection, promoting its secretion to the extracellular milieu, where it catalyzes activation of SMPD1, generating ceramides that repair membranes and counteract the action of gasdermin-D (GSDMD) pores (By similarity). Regulates granzyme-mediated programmed cell death in hepatocytes: cleaved and activated by granzyme B (GZMB) in response to bacterial infection, promoting its secretion to the extracellular milieu, where it catalyzes activation of SMPD1, generating ceramides that repair membranes and counteract the action of perforin (PRF1) pores (By similarity). Following cleavage by CASP1 in response to inflammasome activation, catalyzes processing and inactivation of PARP1, alleviating the transcription repressor activity of PARP1 (PubMed:[22464733](#)). Acts as an inhibitor of type I interferon production during virus-induced apoptosis by mediating cleavage of antiviral proteins CGAS, IRF3 and MAVS, thereby preventing cytokine overproduction (By similarity). Cleaves and activates sterol regulatory element binding proteins (SREBPs) (PubMed:[8643593](#)). Cleaves phospholipid scramblase proteins XKR4, XKR8 and XKR9 (By similarity). In case of infection, catalyzes cleavage of Kaposi sarcoma-associated herpesvirus protein ORF57, thereby preventing expression of viral lytic genes (PubMed:[20159985](#)). Cleaves BIRC6 following inhibition of BIRC6-caspase binding by DIABLO/SMAC (PubMed:[36758104](#), PubMed:[36758106](#)).

Cellular Location

Cytoplasm, cytosol. Nucleus. Secreted, extracellular space {ECO:0000250|UniProtKB:P97864}. Note=Following cleavage and activation by CASP1 or granzyme B (GZMB), secreted into the extracellular milieu by passing through the gasdermin-D (GSDMD) pores or perforin (PRF1) pore, respectively {ECO:0000250|UniProtKB:P97864}

Tissue Location

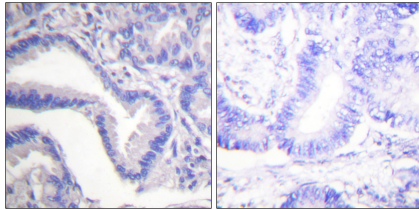

Highly expressed in lung, skeletal muscle, liver, kidney, spleen and heart, and moderately in testis. No expression in the brain.

Background

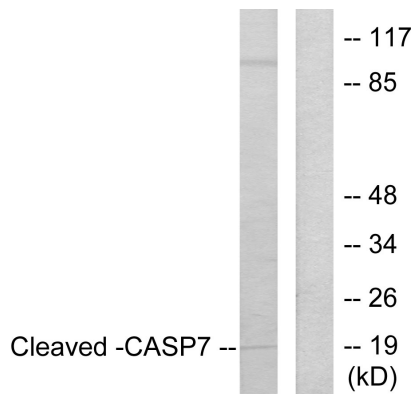
Involved in the activation cascade of caspases responsible for apoptosis execution. Cleaves and activates sterol regulatory element binding proteins (SREBPs). Proteolytically cleaves poly(ADP-ribose) polymerase (PARP) at a '216-Asp-|-Gly- 217' bond. Overexpression promotes programmed cell death.

Images

Western Blot analysis of various cells using
Cleaved-Caspase-7 p20 (D198) Polyclonal Antibody



Immunohistochemistry analysis of paraffin-embedded human lung carcinoma tissue, using Caspase 7 (Cleaved-Asp198) Antibody. The picture on the right is blocked with the synthesized peptide.



Western blot analysis of lysates from Jurkat cells, treated with Etoposide 25uM 24h, using Caspase 7 (Cleaved-Asp198) Antibody. The lane on the right is blocked with the synthesized peptide.

Please note: All products are 'FOR RESEARCH USE ONLY. NOT FOR USE IN DIAGNOSTIC OR THERAPEUTIC PROCEDURES'.