

Histone H3 (Tri Methyl Lys9) Monoclonal Antibody(4H8)

Catalog # AP63363

Product Information

Application	WB
Primary Accession	P68431 , Q71DI3 , P84243
Reactivity	Human, Mouse, Rat
Host	Mouse
Clonality	Monoclonal
Calculated MW	15404

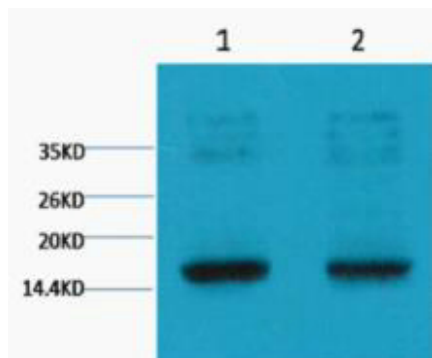
Additional Information

Gene ID	8350;8351;8352;8353;8354;8355;8356;8357;8358;8968
Other Names	HIST1H3A; H3FA; HIST1H3B; H3FL; HIST1H3C; H3FC; HIST1H3D; H3FB; HIST1H3E; H3FD; HIST1H3F; H3FI; HIST1H3G; H3FH; HIST1H3H; H3FK; HIST1H3I; H3FF; HIST1H3J; H3FJ; Histone H3.1; Histone H3/a; Histone H3/b; Histone H3/c; Histone H3/d; Histone H3/f; Histone H3/h; Histone H3/i; Histone H3/j; Histone H3/k; Histone H3/l; HIST2H3A; HIST2H3C; H3F2; H3FM; HIST2H3D; Histone H3.2; Histone H3/m; Histone H3/o; H3F3A; H3.3A; H3F3; PP781; H3F3B; H3.3B; Histone H3.3
Dilution	WB~~WB: 1:1000-3000
Format	PBS, pH 7.4, containing 0.09% (W/V) sodium azide as Preservative and 50% Glycerol.
Storage Conditions	-20°C

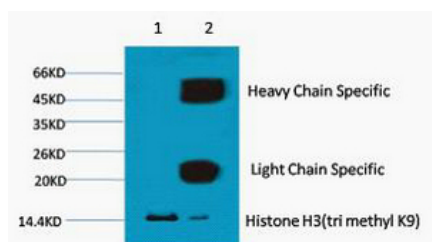
Protein Information

Name	H3C1 (HGNC:4766)
Synonyms	H3FA, HIST1H3A
Function	Core component of nucleosome. Nucleosomes wrap and compact DNA into chromatin, limiting DNA accessibility to the cellular machineries which require DNA as a template. Histones thereby play a central role in transcription regulation, DNA repair, DNA replication and chromosomal stability. DNA accessibility is regulated via a complex set of post-translational modifications of histones, also called histone code, and nucleosome remodeling.
Cellular Location	Nucleus. Chromosome.

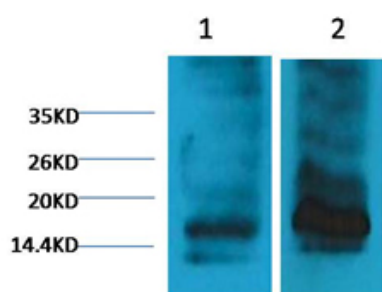
Images



Western blot analysis of HeLa, diluted at 1) 1:2,000 2) 1:5,000 cells nucleus extracted by Minute TM Cytoplasmic and Nuclear Fractionation kit (SC-003, Invent biotech, MN, USA).



1、 Input: HeLa Cell Lysate 2、 IP product: IP dilute 1:200
Western blot analysis: primary antibody : 1:1,000
Secondary antibody: Goat anti-Mouse IgG(H+L) (S001) 1:10,000



Western blot analysis of 1) Rat Testis Tissue, 2) Raw264.7 with antibody diluted at 1:2000. cells nucleus extracted by Minute TM Cytoplasmic and Nuclear Fractionation kit (SC-003, Invent biotech, MN, USA).

Please note: All products are 'FOR RESEARCH USE ONLY. NOT FOR USE IN DIAGNOSTIC OR THERAPEUTIC PROCEDURES'.