

α -SMA Monoclonal Antibody(1E12)

Catalog # AP63509

Product Information

Application	WB, IHC-P
Primary Accession	P62736
Reactivity	Human, Mouse, Rat
Host	Mouse
Clonality	Monoclonal
Calculated MW	42009

Additional Information

Gene ID	59
Other Names	ACTA2; ACTSA; ACTVS; GIG46; Actin, aortic smooth muscle; Alpha-actin-2; Cell growth-inhibiting gene 46 protein
Dilution	WB~~WB: 1:5000-50000 IHC: 1:1000-2000 IHC-P~~N/A
Format	PBS, pH 7.4, containing 0.09% (W/V) sodium azide as Preservative and 50% Glycerol.
Storage Conditions	-20°C

Protein Information

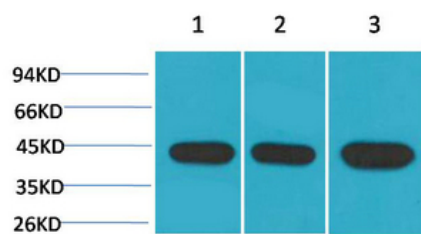
Name	ACTA2
Synonyms	ACTSA, ACTVS
Function	Actins are highly conserved proteins that are involved in various types of cell motility and are ubiquitously expressed in all eukaryotic cells.
Cellular Location	Cytoplasm, cytoskeleton.

Background

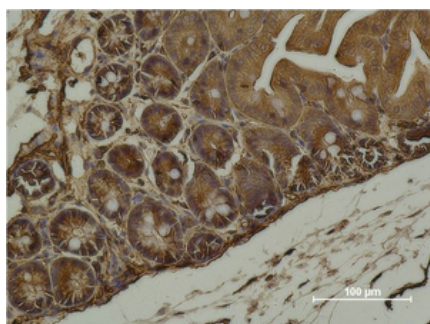
Actins are highly conserved proteins that are involved in various types of cell motility and are ubiquitously expressed in all eukaryotic cells.

Images

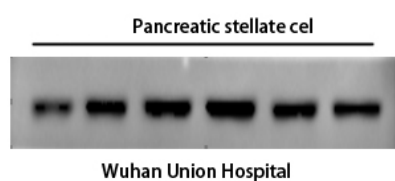
Western blot analysis of 1) Hela, 2) 3T3, 3) Rat Brain using



α -SMA Monoclonal Antibody.



Immunohistochemical analysis of paraffin-embedded Mouse Cecal Tissue using α -SMA Monoclonal Antibody.



The picture was kindly provided by our customer

Please note: All products are 'FOR RESEARCH USE ONLY. NOT FOR USE IN DIAGNOSTIC OR THERAPEUTIC PROCEDURES'.