

TTR mouse Monoclonal Antibody(5G9)

Catalog # AP63819

Product Information

Application	WB, IHC-P
Primary Accession	P02766
Reactivity	Human
Host	Mouse
Clonality	Monoclonal
Calculated MW	15887

Additional Information

Gene ID	7276
Other Names	Transthyretin (ATTR) (Prealbumin) (TBPA)
Dilution	WB~~WB 1:500-2000,IHC-p 1:50-300 IHC-P~~N/A
Format	Liquid in PBS containing 50% glycerol, 0.5% BSA and 0.09% (W/V) sodium azide.
Storage Conditions	-20°C

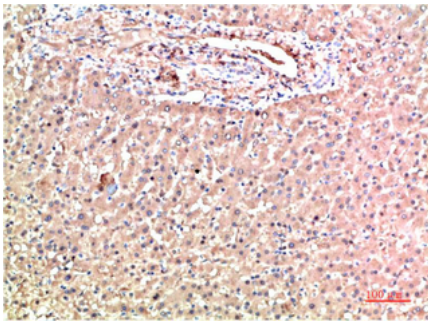
Protein Information

Name	TTR
Synonyms	PALB
Function	Thyroid hormone-binding protein. Probably transports thyroxine from the bloodstream to the brain.
Cellular Location	Secreted. Cytoplasm.
Tissue Location	Detected in serum and cerebrospinal fluid (at protein level). Highly expressed in choroid plexus epithelial cells Detected in retina pigment epithelium and liver

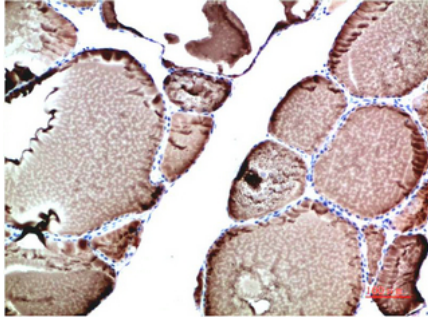
Background

Thyroid hormone-binding protein. Probably transports thyroxine from the bloodstream to the brain.

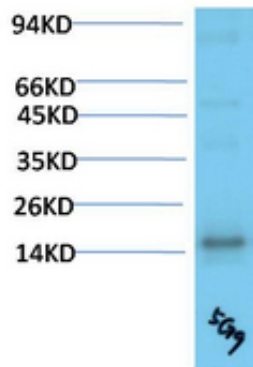
Images



Immunohistochemical analysis of paraffin-embedded Human Liver Carcinoma Tissue using TTR Mouse mAb diluted at 1:200



Immunohistochemical analysis of paraffin-embedded Human Thyroid Tissue using TTR Mouse mAb diluted at 1:200



Western blot analysis of Human Serum using TTR Mouse mAb diluted at 1:2000

Please note: All products are 'FOR RESEARCH USE ONLY. NOT FOR USE IN DIAGNOSTIC OR THERAPEUTIC PROCEDURES'.