10320 Camino Santa Fe, Suite G
San Diego, CA 92121
Tel: 858.875.1900 Fax: 858.875.1999

SNRPD2 Antibody (N-term)

Purified Rabbit Polyclonal Antibody (Pab)
Catalog # AP6841a

Product Information

Application	WB, IHC-P, FC, E
Primary Accession	P62316
Other Accession	Q29329, P62317, Q3SZF8
Reactivity	Human
Predicted	Bovine, Mouse, Pig, Rat, Canine, Rabbit, Chicken
Host	Rabbit
Clonality	Polyclonal
Isotype	Rabbit IgG
Clone Names	RB20795
Calculated MW	13527
Antigen Region	1-30

Additional Information

Gene ID	6633
Other Names	Small nuclear ribonucleoprotein Sm D2, Sm-D2, snRNP core protein D2, SNRPD2, SNRPD1
Target/Specificity	This SNRPD2 antibody is generated from rabbits immunized with a KLH conjugated synthetic peptide between 1-30 amino acids from the N-terminal region of human SNRPD2.
Dilution	WB~~1:1000 IHC-P~~1:100~500 FC~~1:10~50 E~~Use at an assay dependent concentration.
Format	Purified polyclonal antibody supplied in PBS with 0.09% (W/V) sodium azide. This antibody is prepared by Saturated Ammonium Sulfate (SAS) precipitation followed by dialysis against PBS.
Storage	Maintain refrigerated at 2-8°C for up to 2 weeks. For long term storage store at -20°C in small aliquots to prevent freeze-thaw cycles.
Precautions	SNRPD2 Antibody (N-term) is for research use only and not for use in diagnostic or therapeutic procedures.

Protein Information

Name	SNRPD2
Synonyms	SNRPD1

Function	Plays a role in pre-mRNA splicing as a core component of the spliceosomal U1, U2, U4 and U5 small nuclear ribonucleoproteins (snRNPs), the building blocks of the spliceosome (PubMed:11991638, PubMed:18984161, PubMed:19325628, PubMed:23333303, PubMed:25555158, PubMed:26912367, PubMed:28076346, PubMed:28502770, PubMed:28781166, PubMed:32494006). Component of both the pre-catalytic spliceosome B complex and activated spliceosome C complexes (PubMed:11991638, PubMed:28076346, PubMed:28502770, PubMed:28781166). As a component of the minor spliceosome, involved in the splicing of U12-type introns in pre-mRNAs (PubMed:15146077).
Cellular Location	Cytoplasm, cytosol. Nucleus. Note=SMN-mediated assembly into core snRNPs occurs in the cytosol before SMN-mediated transport to the nucleus to be included in spliceosomes.

Background

SNRPD2 belongs to the small nuclear ribonucleoprotein core protein family. It is required for pre-mRNA splicing and small nuclear ribonucleoprotein biogenesis.

References

Stelzl,U., et.al., Cell 122 (6), 957-968 (2005)

Images



Western blot analysis of SNRPD2 Antibody (N-term) (Cat. #AP6841a) in Hela cell line lysates (35ug/lane). SNRPD2 (arrow) was detected using the purified Pab.

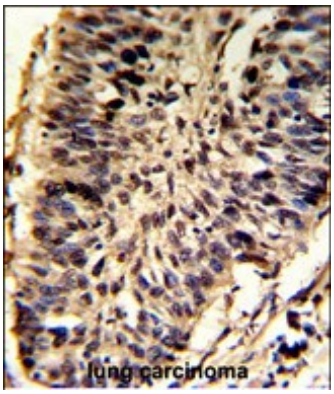

Formalin-fixed and paraffin-embedded human lung carcinoma reacted with SNRPD2 Antibody (N-term), which was peroxidase-conjugated to the secondary antibody, followed by DAB staining. This data demonstrates the use of this antibody for immunohistochemistry; clinical relevance has not been evaluated.

SNRPD2 Antibody (N-term) (Cat. #AP6841a) flow cytometry analysis of NCI-H292 cells (bottom histogram) compared to a negative control cell (top histogram).FITC-conjugated goat-anti-rabbit secondary antibodies were used for the analysis.



Please note: All products are 'FOR RESEARCH USE ONLY. NOT FOR USE IN DIAGNOSTIC OR THERAPEUTIC PROCEDURES'.