

ADAMTS-18 Polyclonal Antibody

Catalog # AP73853

Product Information

Application	WB, IHC-P, IF, ICC, E
Primary Accession	Q8TE60
Reactivity	Human, Mouse
Host	Rabbit
Clonality	Polyclonal
Calculated MW	135167

Additional Information

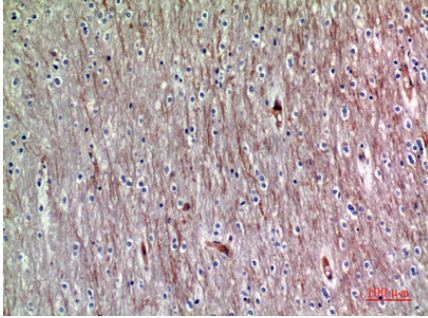
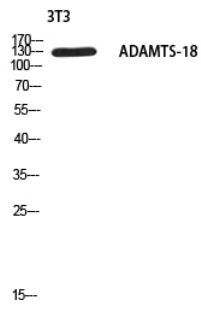
Gene ID	170692
Other Names	ADAMTS18; ADAMTS21; A disintegrin and metalloproteinase with thrombospondin motifs 18; ADAM-TS 18; ADAM-TS18; ADAMTS-18
Dilution	WB~~Western Blot: 1/500 - 1/2000. IHC-p: 1:100-1:300. ELISA: 1/10000. Not yet tested in other applications. IHC-P~~Western Blot: 1/500 - 1/2000. IHC-p: 1:100-1:300. ELISA: 1/10000. Not yet tested in other applications. IF~~1:50~200 ICC~~N/A E~~N/A
Format	Liquid in PBS containing 50% glycerol, 0.5% BSA and 0.09% (W/V) sodium azide.
Storage Conditions	-20°C

Protein Information

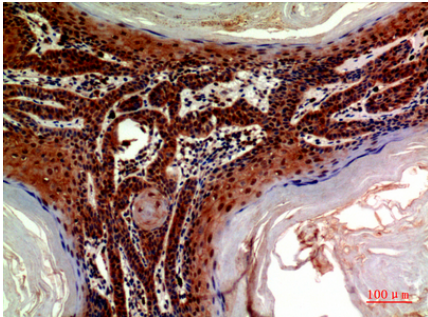
Name	ADAMTS18
Synonyms	ADAMTS21
Cellular Location	Secreted, extracellular space, extracellular matrix
Tissue Location	Expressed in fetal lung, liver, and kidney and in adult brain, prostate, submaxillary gland, and endothelium

Images

Western blot analysis of 3T3 using ADAMTS-18 antibody..
Secondary antibody was diluted at 1:20000



Immunohistochemical analysis of paraffin-embedded human-brain, antibody was diluted at 1:200



Immunohistochemical analysis of paraffin-embedded human-skin, antibody was diluted at 1:200

Please note: All products are 'FOR RESEARCH USE ONLY. NOT FOR USE IN DIAGNOSTIC OR THERAPEUTIC PROCEDURES'.