

CD158k Polyclonal Antibody

Catalog # AP74118

Product Information

Application	IHC-P
Primary Accession	P43630
Reactivity	Human
Host	Rabbit
Clonality	Polyclonal
Calculated MW	50230

Additional Information

Gene ID	3812
Other Names	Killer cell immunoglobulin-like receptor 3DL2 (CD158 antigen-like family member K) (MHC class I NK cell receptor) (Natural killer-associated transcript 4) (NKAT-4) (p70 natural killer cell receptor clone CL-5) (p70 NK receptor CL-5) (CD antigen CD158k)
Dilution	IHC-P~~IHC-p 1:50-200, ELISA 1:10000-20000
Format	Liquid in PBS containing 50% glycerol, 0.5% BSA and 0.09% (W/V) sodium azide.
Storage Conditions	-20°C

Protein Information

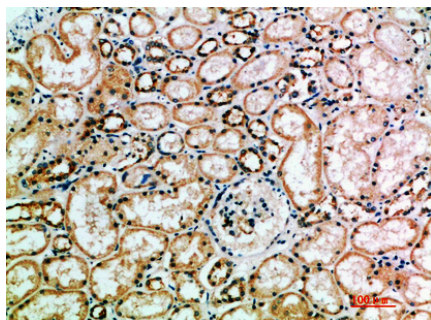
Name	KIR3DL2 {ECO:0000303 PubMed:24018270, ECO:0000312 HGNC:HGNC:6339}
Function	Receptor on natural killer (NK) cells and T cells for MHC class I molecules (PubMed: 24018270 , PubMed: 28636952). Upon binding of peptide-free HLA-F open conformer, negatively regulates NK and T cell effector functions (PubMed: 24018270). Acts as a receptor on astrocytes for HLA-F. Through interaction with HLA-F, may protect motor neurons from astrocyte-induced toxicity (PubMed: 26928464).
Cellular Location	Cell membrane; Single-pass type I membrane protein
Tissue Location	Expressed in astrocytes.

Background

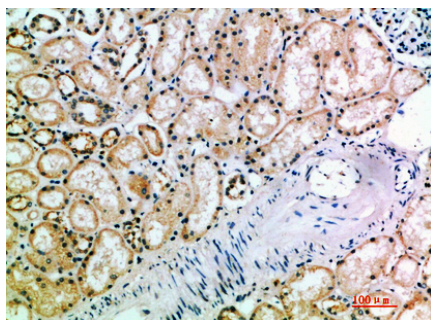
Receptor on natural killer (NK) cells and T cells for MHC class I molecules (PubMed: [24018270](#),

PubMed:[28636952](#)). Upon binding of peptide-free HLA-F open conformer, negatively regulates NK and T cell effector functions (PubMed:[24018270](#)). Acts as a receptor on astrocytes for HLA-F. Through interaction with HLA-F, may protect motor neurons from astrocyte-induced toxicity (PubMed:[26928464](#)).

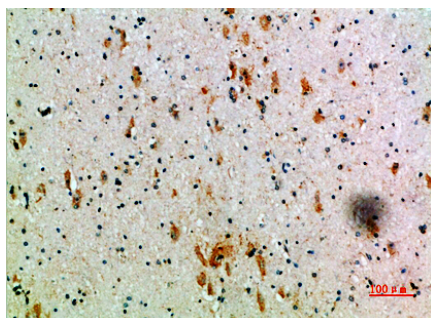
Images



Immunohistochemical analysis of paraffin-embedded human-kidney, antibody was diluted at 1:200



Immunohistochemical analysis of paraffin-embedded human-kidney, antibody was diluted at 1:200



Immunohistochemical analysis of paraffin-embedded human-brain, antibody was diluted at 1:200

Please note: All products are 'FOR RESEARCH USE ONLY. NOT FOR USE IN DIAGNOSTIC OR THERAPEUTIC PROCEDURES'.