

GATA1 Rabbit mAb

Catalog # AP74827

Product Information

Application	WB, IHC-P, IP
Primary Accession	P15976
Reactivity	Human
Host	Rabbit
Clonality	Monoclonal Antibody
Isotype	IgG
Conjugate	Unconjugated
Purification	Affinity Purified
Calculated MW	42751

Additional Information

Gene ID	2623
Other Names	GATA1
Dilution	WB~~1:500-1:1000 IHC-P~~N/A IP~~1:20
Format	Liquid in 50mM Tris-Glycine(pH 7.4), 0.15M NaCl, 40%Glycerol, 0.01% sodium azide and 0.05% BSA.
Storage	Store at 4°C short term. Aliquot and store at -20°C long term. Avoid freeze/thaw cycles.


Protein Information

Name	GATA1
Synonyms	ERYF1, GF1
Function	Transcriptional activator or repressor which serves as a general switch factor for erythroid development (PubMed: 35030251). It binds to DNA sites with the consensus sequence 5'-[AT]GATA[AG]-3' within regulatory regions of globin genes and of other genes expressed in erythroid cells. Activates the transcription of genes involved in erythroid differentiation of K562 erythroleukemia cells, including HBB, HBG1/2, ALAS2 and HMBS (PubMed: 24245781).
Cellular Location	Nucleus.
Tissue Location	Erythrocytes..

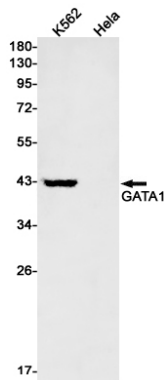

Background

GATA-1 is the founding member of the GATA family and is required for erythroid and megakaryocytic cell development. Mutations in GATA-1 have been linked to many human diseases, including acute megakaryoblastic leukemia in Down syndrome children (DS-AMKL), X-linked thrombocytopenia, and gray platelet syndrome.

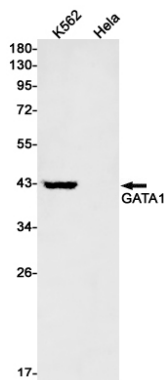
Images

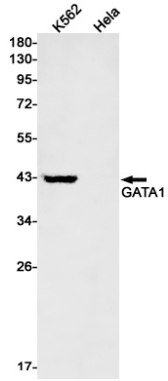
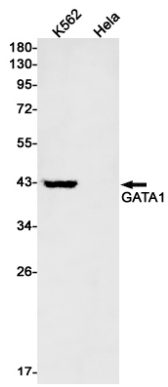


Immunocytochemistry analysis of GATA1 (green) in K562 using GATA1 antibody, and DAPI(blue).



Western blot analysis of GATA1 in K562, HeLa lysates using GATA1 antibody.





Please note: All products are 'FOR RESEARCH USE ONLY. NOT FOR USE IN DIAGNOSTIC OR THERAPEUTIC PROCEDURES'.