

MGST1 Rabbit mAb

Catalog # AP74846

Product Information

Application	WB, IHC-P, FC
Primary Accession	P10620
Reactivity	Rat, Human, Mouse
Host	Rabbit
Clonality	Monoclonal Antibody
Isotype	IgG
Conjugate	Unconjugated
Purification	Affinity Purified
Calculated MW	18 KDa

Additional Information

Other Names	MGST1
Dilution	WB~~1:1000-1:5000 IHC-P~~N/A FC~~1:10-1:100
Format	Liquid in 50mM Tris-Glycine(pH 7.4), 0.15M NaCl, 40%Glycerol, 0.01% sodium azide and 0.05% BSA.
Storage	Store at 4°C short term. Aliquot and store at -20°C long term. Avoid freeze/thaw cycles.

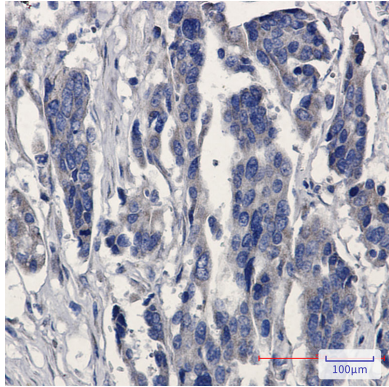

Protein Information

Background

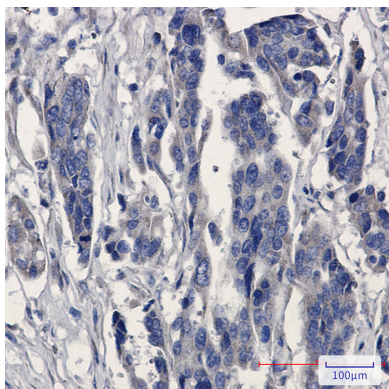
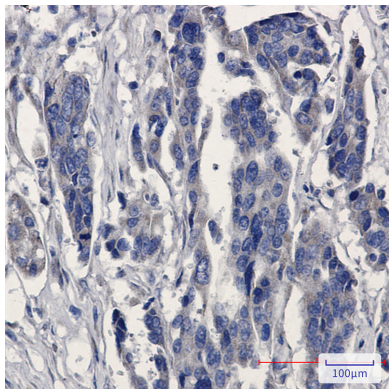
Conjugation of reduced glutathione to a wide number of exogenous and endogenous hydrophobic electrophiles.

Images

Western blot analysis of Microsomal GST1 in rat Liver lysates using MGST1 antibody.



Immunohistochemistry analysis of paraffin-embedded Human Cholangiocarcinoma using Microsomal Glutathione Stransferase 1 antibody. High-pressure and temperature Sodium Citrate pH 6.0 was used for antigen retrieval.



Please note: All products are 'FOR RESEARCH USE ONLY. NOT FOR USE IN DIAGNOSTIC OR THERAPEUTIC PROCEDURES'.