10320 Camino Santa Fe, Suite G
San Diego, CA 92121
Tel: 858.875.1900 Fax: 858.875.1999

ADRM1/ARM-1 Rabbit mAb

Catalog # AP75040

Product Information

Application	WB, IHC-P, IHC-F, FC, IP
Primary Accession	Q16186
Reactivity	Human
Host	Rabbit
Clonality	Monoclonal Antibody
Isotype	IgG
Conjugate	Unconjugated
Purification	Affinity Purified
Calculated MW	42153

Additional Information

Gene ID	11047
Other Names	ADRM1
Dilution	WB~~1:1000-1:5000 IHC-P~~N/A IHC-F~~N/A FC~~1:50-1:100 IP~~1:10-1:100
Format	Liquid in 50mM Tris-Glycine(pH 7.4), 0.15M NaCl, 40%Glycerol, 0.01% sodium azide and 0.05% BSA.
Storage	Store at 4°C short term. Aliquot and store at -20°C long term. Avoid freeze/thaw cycles.

Protein Information

Name	ADRM1
Synonyms	GP110
Function	Component of the 26S proteasome, a multiprotein complex involved in the ATP-dependent degradation of ubiquitinated proteins (PubMed:16815440, PubMed:16906146, PubMed:16990800, PubMed:17139257, PubMed:18497817, PubMed:24752541, PubMed:25702870, PubMed:25702872). This complex plays a key role in the maintenance of protein homeostasis by removing misfolded or damaged proteins, which could impair cellular functions, and by removing proteins whose functions are no longer required (PubMed:16815440, PubMed:16906146, PubMed:16990800, PubMed:17139257, PubMed:18497817, PubMed:24752541, PubMed:25702870, PubMed:25702872). Therefore, the proteasome participates in numerous cellular processes, including cell cycle progression, apoptosis, or DNA damage repair (PubMed:16815440, PubMed:16906146, PubMed:16990800, PubMed:17139257,

PubMed:18497817, PubMed:24752541, PubMed:25702870, PubMed:25702872). Within the complex, functions as a proteasomal ubiquitin receptor (PubMed:18497817). Engages and activates 19S- associated deubiquitinases UCHL5 and PSMD14 during protein degradation (PubMed:16906146, PubMed:16990800, PubMed:17139257, PubMed:24752541). UCHL5 reversibly associate with the 19S regulatory particle whereas PSMD14 is an intrinsic subunit of the proteasome lid subcomplex (PubMed:16906146, PubMed:16990800, PubMed:17139257, PubMed:24752541).

Cellular Location Cytoplasm. Nucleus

Background

Proteasomal ubiquitin receptor ADRM1 is a protein that is encoded by the ADRM1 gene. It is a component of the 26S proteasome, a multiprotein complex involved in the ATP-dependent degradation of ubiquitinated proteins. This complex plays a key role in the maintenance of protein homeostasis by removing misfolded or damaged proteins, which could impair cellular functions, and by removing proteins whose functions are no longer required. Therefore, the proteasome participates in numerous cellular processes, including cell cycle progression, apoptosis, or DNA damage repair. ADRM1 engages and activates 19S-associated deubiquitinases UCHL5 and PSMD14 during protein degradation.

Images

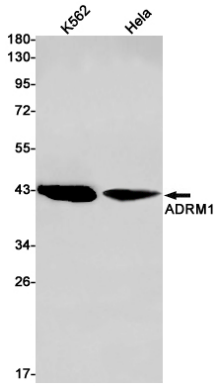

Western blot analysis of ADRM1 in K562, Hela lysates using ADRM1 antibody.

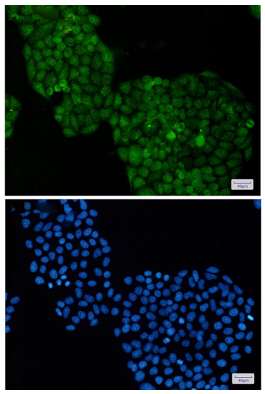

Immunocytochemistry analysis of ADRM1(green) in Hela using ADRM1 antibody,and DAPI(blue)

Immunohistochemistry analysis of paraffin-embedded Human breast cancer using ADRM1 antibody.
High-pressure and temperature Sodium Citrate pH 6.0 was used for antigen retrieval.

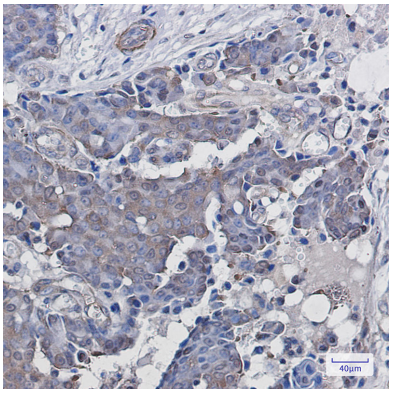

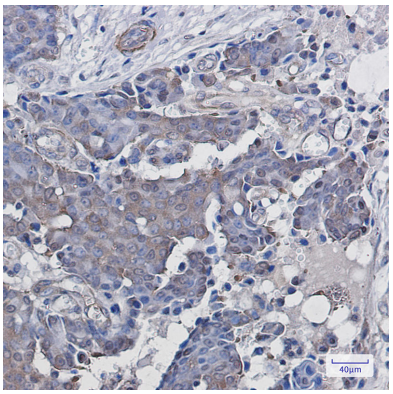

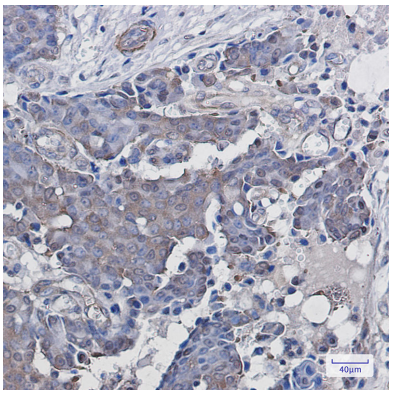

Please note: All products are 'FOR RESEARCH USE ONLY. NOT FOR USE IN DIAGNOSTIC OR THERAPEUTIC PROCEDURES'.