

DPD Rabbit mAb

Catalog # AP75372

Product Information

Application	WB, IHC-P, IHC-F, ICC
Primary Accession	Q12882
Reactivity	Human, Rat
Host	Rabbit
Clonality	Monoclonal Antibody
Calculated MW	111401

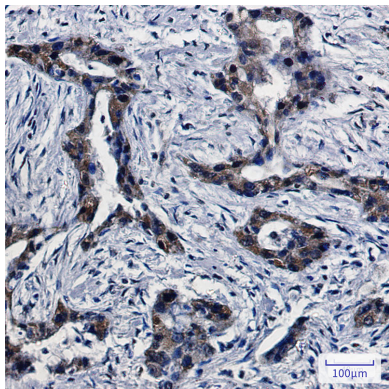
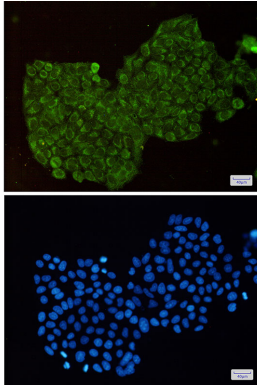

Additional Information

Gene ID	1806
Other Names	DPYD
Dilution	WB~~1/500-1/1000 IHC-P~~N/A IHC-F~~N/A ICC~~N/A
Format	50mM Tris-Glycine(pH 7.4), 0.15M NaCl, 40%Glycerol, 0.01% sodium azide and 0.05% BSA.
Storage	Store at 4°C short term. Aliquot and store at -20°C long term. Avoid freeze/thaw cycles.

Protein Information

Name	DPYD (HGNC:3012)
Function	Involved in pyrimidine base degradation (PubMed: 1512248). Catalyzes the reduction of uracil and thymine (PubMed: 1512248). Also involved the degradation of the chemotherapeutic drug 5-fluorouracil (PubMed: 1512248).
Cellular Location	Cytoplasm.
Tissue Location	Found in most tissues with greatest activity found in liver and peripheral blood mononuclear cells

Images



Please note: All products are 'FOR RESEARCH USE ONLY. NOT FOR USE IN DIAGNOSTIC OR THERAPEUTIC PROCEDURES'.