

Hexokinase II Rabbit mAb

Catalog # AP75536

Product Information

Application	WB, IHC-P, FC, IP
Primary Accession	P52789
Reactivity	Rat, Human, Mouse
Host	Rabbit
Clonality	Monoclonal Antibody
Isotype	IgG
Conjugate	Unconjugated
Purification	Affinity Purified
Calculated MW	102 KDa

Additional Information

Other Names	HK2
Dilution	WB~~1:1000-1:2000 IHC-P~~N/A FC~~1:50-1:100 IP~~1:20-1:50
Format	1xPBS(pH 7.4), 150mM NaCl, 50% Glycerol, 0.02% Sodium azide and 0.05% BSA
Storage	Store at 4°C short term. Aliquot and store at -20°C long term. Avoid freeze/thaw cycles.

Protein Information

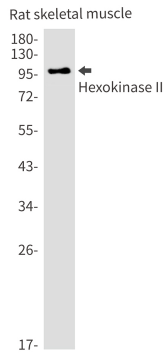
Background

The hexokinases utilize Mg-ATP as a phosphoryl donor to catalyze the first step of intracellular glucose metabolism, the conversion of glucose to glucose- 6-phosphate. Four hexokinase isoenzymes have been identified, including hexokinase I (HXK I), hexokinase II (HXK II), hexokinase III (HXK III) and hexokinase IV (HXK IV, also designated glucokinase or GCK). Hexokinases I-III each contain an N-terminal cluster of hydrophobic amino acids. Glucokinase lacks the N-terminal hydrophobic cluster. The hydrophobic cluster is thought to be necessary for membrane binding. This is substantiated by the finding that glucokinase has lower affinity for glucose than do the other hexokinases .Hexokinase 2 is the predominant hexokinase isozyme expressed in insulin-responsive tissues such as skeletal muscle. Expression of this gene is insulin-responsive, and studies in rat suggest that it is involved in the increased rate of glycolysis seen in rapidly growing cancer cells.

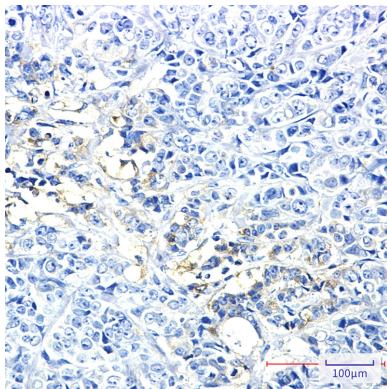
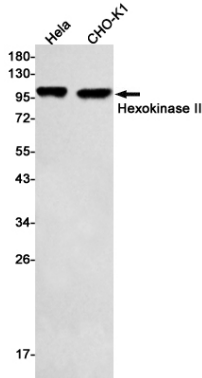
Images

Western blot analysis of Hexokinase II in rat skeletal

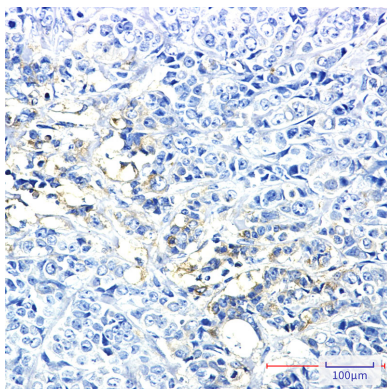
muscle lysates using Hexokinase II antibody.



Western blot analysis of Hexokinase II in HeLa, CHO-K1 lysates using Hexokinase II antibody.



Immunohistochemistry analysis of paraffin-embedded Human breast cancer using Hexokinase II antibody. High-pressure and temperature Sodium Citrate pH 6.0 was used for antigen retrieval.



Please note: All products are 'FOR RESEARCH USE ONLY. NOT FOR USE IN DIAGNOSTIC OR THERAPEUTIC PROCEDURES'.