

Phospho-Histone H3 (Ser28) Rabbit mAb

Catalog # AP75546

Product Information

Application	WB, IHC-P, IHC-F, ICC
Primary Accession	P68431
Reactivity	Human, Mouse
Host	Rabbit
Clonality	Monoclonal Antibody
Calculated MW	15404

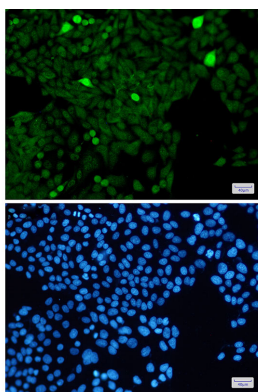
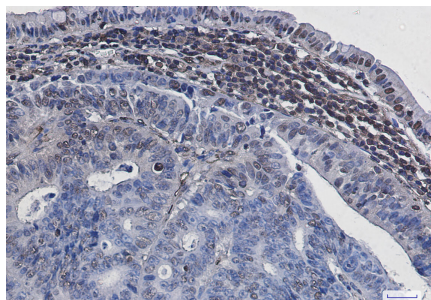
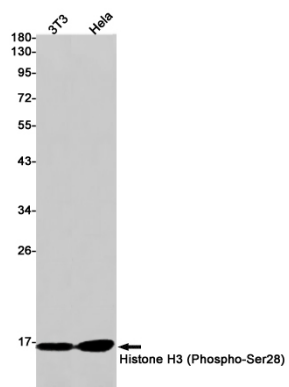
Additional Information

Gene ID	8350;8351;8352;8353;8354;8355;8356;8357;8358;8968
Other Names	H3C1
Dilution	WB~~1/500-1/1000 IHC-P~~N/A IHC-F~~N/A ICC~~N/A
Format	50mM Tris-Glycine(pH 7.4), 0.15M NaCl, 40%Glycerol, 0.01% sodium azide and 0.05% BSA.
Storage	Store at 4°C short term. Aliquot and store at -20°C long term. Avoid freeze/thaw cycles.

Protein Information

Name	H3C1 (HGNC:4766)
Synonyms	H3FA, HIST1H3A
Function	Core component of nucleosome. Nucleosomes wrap and compact DNA into chromatin, limiting DNA accessibility to the cellular machineries which require DNA as a template. Histones thereby play a central role in transcription regulation, DNA repair, DNA replication and chromosomal stability. DNA accessibility is regulated via a complex set of post-translational modifications of histones, also called histone code, and nucleosome remodeling.
Cellular Location	Nucleus. Chromosome.

Images



Please note: All products are 'FOR RESEARCH USE ONLY. NOT FOR USE IN DIAGNOSTIC OR THERAPEUTIC PROCEDURES'.