10320 Camino Santa Fe, Suite G
San Diego, CA 92121
Tel: 858.875.1900 Fax: 858.875.1999

HLTF Rabbit mAb

Catalog # AP75552

Product Information

Application	WB, IHC-P
Primary Accession	Q14527
Reactivity	Rat, Human
Host	Rabbit
Clonality	Monoclonal Antibody
Isotype	IgG
Conjugate	Unconjugated
Purification	Affinity Purified
Calculated MW	113929

Additional Information

Gene ID	6596
Other Names	HLTF
Dilution	WB~~1:1000-1:5000 IHC-P~~N/A
Format	Liquid in 50mM Tris-Glycine(pH 7.4), 0.15M NaCl, 40%Glycerol, 0.01% sodium azide and 0.05% BSA.
Storage	Store at 4°C short term. Aliquot and store at -20°C long term. Avoid freeze/thaw cycles.

Protein Information

Name	HLTF (HGNC:11099)
Function	Functions as a DNA-dependent ATPase and E3 ubiquitin-protein ligase involved in chromatin regulation and DNA damage tolerance (DDT) (PubMed:18316726, PubMed:18719106, PubMed:26051180, PubMed:31960921, PubMed:39142279, PubMed:40680746). Catalyzes 'Lys-63'-linked polyubiquitination of monoubiquitinated PCNA at 'Lys-164' in response to genotoxic stress, promoting error-free postreplication repair via template switching (PubMed:18316726, PubMed:18719106). Acts as an epigenetic regulator by promoting recruitment of DNMT1, thereby ensuring DNA methylation inheritance: specifically binds histone H3 trimethylated at 'Lys-9' (H3K9me3) and mediates histone H3 'Lys-23' polyubiquitination (H3K23ub), a docking site for DNMT1, leading to DNMT1 recruitment and replication-coupled DNA methylation maintenance (PubMed:40680746). Catalyzes formation of H3K23ub in two steps: first mediates monoubiquitination together with UBE2E1 and UBE2D2, and then extends ubiquitin chains via 'Lys-63'-linked ubiquitination together with UBE2N and

UBE2V2 (PubMed:40680746). Also acts as a chromatin redodeling factor, thereby regulating transcription (PubMed:10391891, PubMed:1994885, PubMed:9126292). Exhibits ATP-dependent double-stranded DNA (dsDNA) translocase activity but lacks classical helicase activity; mediates replication fork reversal by concertedly unwinding and annealing nascent and parental strands, thereby suppressing DNA synthesis and maintaining genomic stability (PubMed:1994885). Resolves G-quadruplex (G4) DNA structures in cooperation with MSH2, limiting replication stress and G4 accumulation across the cell cycle (PubMed:39142279). Contributes to nucleotide excision repair by evicting lesion-containing oligonucleotides using its HIRAN and ATPase domains (PubMed:26051180). Can displace single-stranded DNA from triplex structures through ATP-dependent dsDNA translocation (PubMed:26051180, PubMed:31960921). Also has protein clearing activity at the stalled replication fork, facilitating restart of DNA replication (PubMed:21795603).

Cellular Location Nucleus. Chromosome

Tissue Location Expressed in brain, heart, kidney, liver, lung, pancreas, placenta and skeletal muscle.

Background

Has both helicase and E3 ubiquitin ligase activities. Possesses intrinsic ATP-dependent nucleosome-remodeling activity; This activity may be required for transcriptional activation or repression of specific target promoters (By similarity).

Images



Western blot analysis of HLTF in Hela lysates using HLTF antibody.

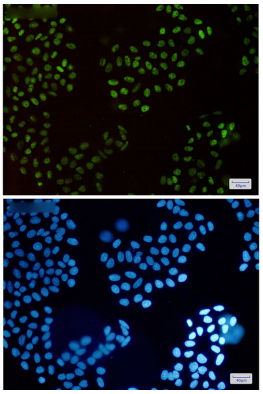

Immunocytochemistry analysis of HLTF(green) in Hela using HLTF antibody,and DAPI(blue)

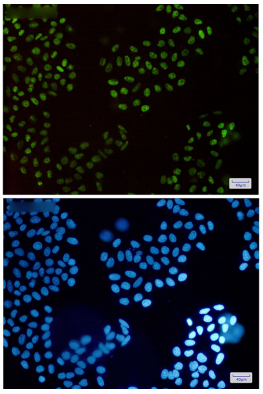

Please note: All products are 'FOR RESEARCH USE ONLY. NOT FOR USE IN DIAGNOSTIC OR THERAPEUTIC PROCEDURES'.