

# RAP1GAP Rabbit mAb

Catalog # AP76003

## Product Information

---

<b>Application</b>	WB, IHC-P, IHC-F, IP, ICC
<b>Primary Accession</b>	<a href="#">P47736</a>
<b>Reactivity</b>	Human, Mouse, Rat
<b>Host</b>	Rabbit
<b>Clonality</b>	Monoclonal Antibody
<b>Calculated MW</b>	73361

## Additional Information

---

<b>Gene ID</b>	5909
<b>Other Names</b>	RAP1GAP
<b>Dilution</b>	WB~~1/500-1/1000 IHC-P~~N/A IHC-F~~N/A IP~~1/20 ICC~~N/A
<b>Format</b>	Liquid

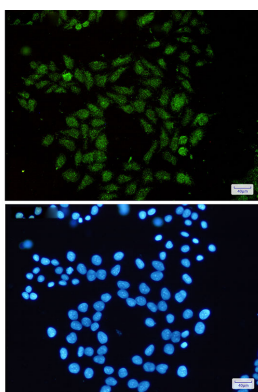
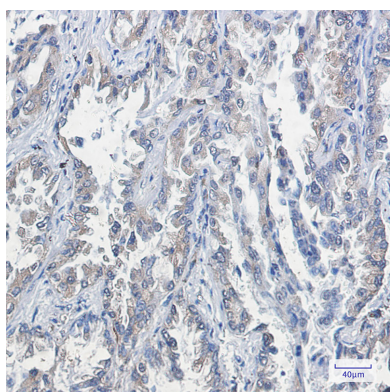
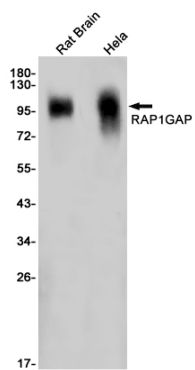
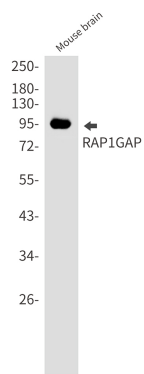
## Protein Information

---

<b>Name</b>	RAP1GAP
<b>Synonyms</b>	KIAA0474, RAP1GA1
<b>Function</b>	GTPase activator for the nuclear Ras-related regulatory protein RAP-1A (KREV-1), converting it to the putatively inactive GDP- bound state.
<b>Cellular Location</b>	Golgi apparatus membrane; Peripheral membrane protein
<b>Tissue Location</b>	Significant expression seen in the brain, kidney and pancreas. Abundant in the cerebral cortex and expressed at much lower levels in the spinal cord. Not detected in the lymphoid tissues

## Images

---



Please note: All products are 'FOR RESEARCH USE ONLY. NOT FOR USE IN DIAGNOSTIC OR THERAPEUTIC PROCEDURES'.