10320 Camino Santa Fe, Suite G
San Diego, CA 92121
Tel: 858.875.1900 Fax: 858.875.1999

TTC11/FIS1 Protein Rabbit mAb

Catalog # AP76211

Product Information

Application	WB, IHC-P
Primary Accession	Q9Y3D6
Reactivity	Human
Host	Rabbit
Clonality	Monoclonal Antibody
Isotype	IgG
Conjugate	Unconjugated
Purification	Affinity Purified
Calculated MW	16938

Additional Information

Gene ID	51024
Other Names	FIS1
Dilution	WB~~1:1000-1:5000 IHC-P~~N/A
Format	Liquid in 50mM Tris-Glycine(pH 7.4), 0.15M NaCl, 40%Glycerol, 0.01% sodium azide and 0.05% BSA.
Storage	Store at 4°C short term. Aliquot and store at -20°C long term. Avoid freeze/thaw cycles.

Protein Information

Name	FIS1
Synonyms	TTC11
Function	Involved in the fragmentation of the mitochondrial network and its perinuclear clustering (PubMed:12783892, PubMed:12861026, PubMed:14996942, PubMed:23283981). Plays a minor role in the recruitment and association of the fission mediator dynamin-related protein 1 (DNM1L) to the mitochondrial surface and mitochondrial fission (PubMed:12861026, PubMed:16118244, PubMed:23283981, PubMed:23530241, PubMed:24196833). May not be essential for the assembly of functional fission complexes and the subsequent membrane scission event (PubMed:23530241, PubMed:24196833). Also mediates peroxisomal fission (PubMed:16107562). May act when the products of fission are directed toward mitochondrial homeostasis, mitophagy, or apoptosis (PubMed:24196833). Can induce cytochrome c release from the mitochondrion to the cytosol, ultimately leading to apoptosis

(PubMed:12783892).

Cellular Location Mitochondrion outer membrane; Single-pass membrane protein. Peroxisome membrane; Single-pass membrane protein

Background

The balance between fission and fusion regulates the morphology of mitochondria. TTC11 is a component of a mitochondrial complex that promotes mitochondrial fission (James et al., 2003 [PubMed 12783892]).

Images



Western blot analysis of TTC11/FIS1 in Jurkat, Hela lysates using Mitochondrial Fission 1 Protein antibody.

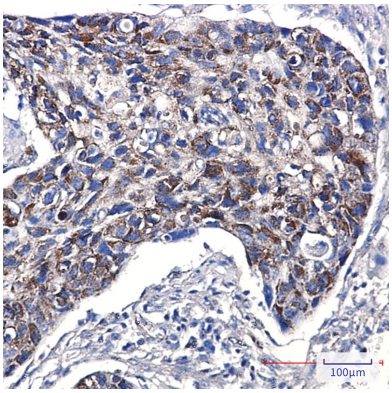

Immunohistochemistry analysis of paraffin-embedded Human lung cancer using TTC11 antibody.High-pressure and temperature Sodium Citrate pH 6.0 was used for antigen retrieval.

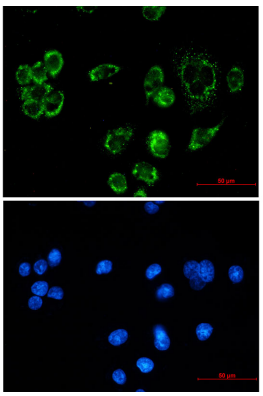

Immunocytochemistry analysis of TTC11/FIS1 (green) in MCF-7 using TTC11/FIS1 antibody,and DAPI(blue)

Please note: All products are 'FOR RESEARCH USE ONLY. NOT FOR USE IN DIAGNOSTIC OR THERAPEUTIC PROCEDURES'.