

# TriMethyl-Histone H3 (Lys27) Rabbit mAb

Catalog # AP76321

## Product Information

---

<b>Application</b>	WB, IHC-P, IHC-F, IP, ICC
<b>Primary Accession</b>	<a href="#">P68431</a>
<b>Reactivity</b>	Human, Rat
<b>Host</b>	Rabbit
<b>Clonality</b>	Monoclonal Antibody
<b>Calculated MW</b>	15404

## Additional Information

---

<b>Gene ID</b>	8350;8351;8352;8353;8354;8355;8356;8357;8358;8968
<b>Other Names</b>	H3C1
<b>Dilution</b>	WB~~1/500-1/1000 IHC-P~~N/A IHC-F~~N/A IP~~N/A ICC~~N/A
<b>Format</b>	50mM Tris-Glycine(pH 7.4), 0.15M NaCl, 40%Glycerol, 0.01% sodium azide and 0.05% BSA.
<b>Storage</b>	Store at 4°C short term. Aliquot and store at -20°C long term. Avoid freeze/thaw cycles.

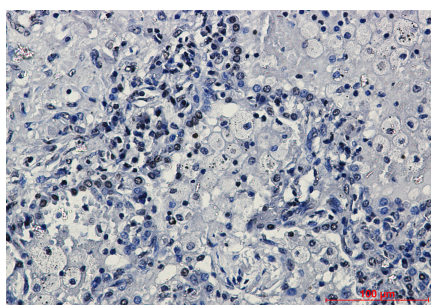
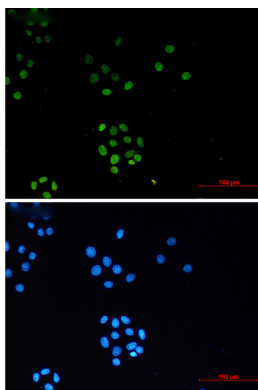

## Protein Information

---

<b>Name</b>	H3C1 ( <a href="#">HGNC:4766</a> )
<b>Synonyms</b>	H3FA, HIST1H3A
<b>Function</b>	Core component of nucleosome. Nucleosomes wrap and compact DNA into chromatin, limiting DNA accessibility to the cellular machineries which require DNA as a template. Histones thereby play a central role in transcription regulation, DNA repair, DNA replication and chromosomal stability. DNA accessibility is regulated via a complex set of post-translational modifications of histones, also called histone code, and nucleosome remodeling.
<b>Cellular Location</b>	Nucleus. Chromosome.

## Images

---



Please note: All products are 'FOR RESEARCH USE ONLY. NOT FOR USE IN DIAGNOSTIC OR THERAPEUTIC PROCEDURES'.