

# CTBP2 Rabbit mAb

Catalog # AP76454

## Product Information

---

<b>Application</b>	WB, IHC-P, IHC-F, ICC
<b>Primary Accession</b>	<a href="#">P56545</a>
<b>Reactivity</b>	Human, Mouse, Rat
<b>Host</b>	Rabbit
<b>Clonality</b>	Monoclonal Antibody
<b>Calculated MW</b>	48945

## Additional Information

---

<b>Gene ID</b>	1488
<b>Other Names</b>	CTBP2
<b>Dilution</b>	WB~~1/500-1/1000 IHC-P~~N/A IHC-F~~N/A ICC~~N/A
<b>Format</b>	50mM Tris-Glycine(pH 7.4), 0.15M NaCl, 40%Glycerol, 0.01% sodium azide and 0.05% BSA.

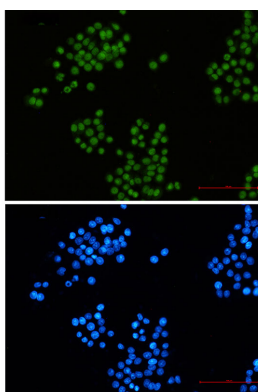
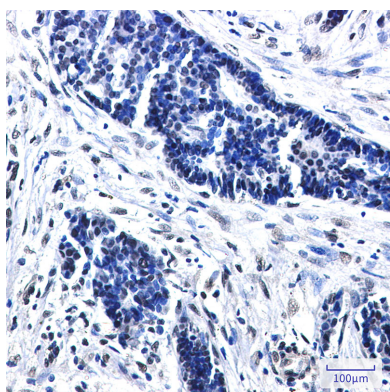
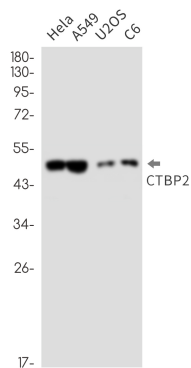
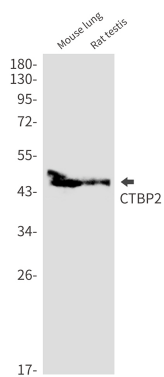
## Protein Information

---

<b>Name</b>	CTBP2
<b>Function</b>	Corepressor targeting diverse transcription regulators. Functions in brown adipose tissue (BAT) differentiation (By similarity).
<b>Cellular Location</b>	Nucleus. Synapse.
<b>Tissue Location</b>	Ubiquitous. Highest levels in heart, skeletal muscle, and pancreas

## Images

---



Please note: All products are 'FOR RESEARCH USE ONLY. NOT FOR USE IN DIAGNOSTIC OR THERAPEUTIC PROCEDURES'.