

Anti-TNFRSF5 / CD40 Reference Antibody (selicrelumab)

Recombinant Antibody

Catalog # APR10095

Product Information

Application	FC, Kinetics, Animal Model
Primary Accession	P25942
Reactivity	Human
Clonality	Monoclonal
Isotype	IgG2SA
Calculated MW	30619

Additional Information

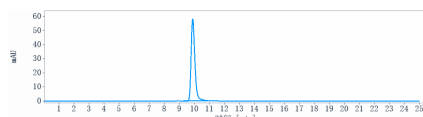
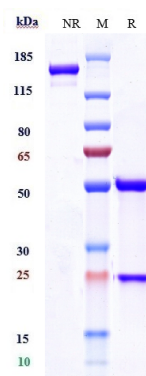
Target/Specificity	TNFRSF5 / CD40
Endotoxin	
Conjugation	Unconjugated
Expression system	CHO Cell
Format	Purified monoclonal antibody supplied in PBS, pH6.0, without preservative. This antibody is purified through a protein A column.

Protein Information

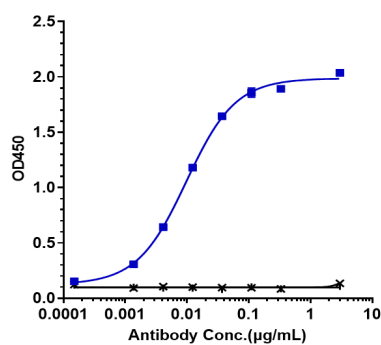
Name	CD40
Synonyms	TNFRSF5
Function	Receptor for TNFSF5/CD40LG (PubMed: 31331973). Transduces TRAF6- and MAP3K8-mediated signals that activate ERK in macrophages and B cells, leading to induction of immunoglobulin secretion (By similarity).
Cellular Location	[Isoform I]: Cell membrane; Single-pass type I membrane protein
Tissue Location	B-cells and in primary carcinomas.

Images

Anti-TNFRSF5 / CD40 Reference Antibody (selicrelumab) on SDS-PAGE under reducing (R) condition. The gel was stained with Coomassie Blue. The purity of the protein is greater than 95%



The purity of Anti-TNFRSF5 / CD40 Reference Antibody (selicrelumab) is more than 95% ,determined by SEC-HPLC.



Immobilized human CD40 His at 2 µg/mL can bind Anti-TNFRSF5 / CD40 Reference Antibody (selicrelumab), $EC_{50}=0.009782$ µg/mL

Please note: All products are 'FOR RESEARCH USE ONLY. NOT FOR USE IN DIAGNOSTIC OR THERAPEUTIC PROCEDURES'.