10320 Camino Santa Fe, Suite G
San Diego, CA 92121
Tel: 858.875.1900 Fax: 858.875.1999

Anti-LILRB2 / ILT4 / CD85d Reference Antibody (JTX-8064)

Recombinant Antibody
Catalog # APR10225

Product Information

Application	Functional assay, Kinetics (SPR), Kinetics (BLI), FACS, E, FTA
Primary Accession	Q8N423
Reactivity	Human
Clonality	Monoclonal
Isotype	IgG4
Calculated MW	65005

Additional Information

Target/Specificity	LILRB2 / ILT4 / CD85d
Endotoxin	
Conjugation	Unconjugated
Expression system	CHO
Format	Purified monoclonal antibody supplied in PBS, pH6.0, without preservative.This antibody is purified through a protein A column.

Protein Information

Name	LILRB2 (HGNC:6606)
Function	Receptor for class I MHC antigens. Recognizes a broad spectrum of HLA-A, HLA-B, HLA-C, HLA-G and HLA-F alleles (PubMed:11169396, PubMed:12853576, PubMed:16455647, PubMed:20448110, PubMed:27859042). Involved in the down-regulation of the immune response and the development of tolerance. Recognizes HLA-G in complex with B2M/beta-2 microglobulin and a nonamer self-peptide (peptide-bound HLA-G-B2M) triggering differentiation of type 1 regulatory T cells and myeloid-derived suppressor cells, both of which actively maintain maternal-fetal tolerance (PubMed:16455647, PubMed:20448110, PubMed:27859042). Competes with CD8A for binding to class I MHC antigens. Inhibits FCGR1A-mediated phosphorylation of cellular proteins and mobilization of intracellular calcium ions (PubMed:11875462, PubMed:12853576, PubMed:9548455, PubMed:9842885).
Cellular Location	Cell membrane; Single-pass type I membrane protein
Tissue Location	Expressed in monocytes and at lower levels in myeloid and plasmacytoid dendritic cells. Expressed in tolerogenic IL10-producing dendritic cells (PubMed:20448110). Expressed in myeloid- derived suppressor cells during

pregnancy (PubMed:27859042). Detected at low levels in natural killer (NK) cells. Expressed in B cells

Images

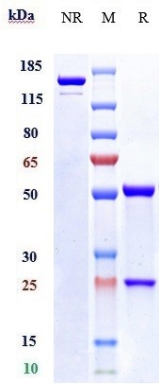

Anti-LILRB2 / ILT4 / CD85d Reference Antibody (JTX-8064) on SDS-PAGE under reducing (R) condition. The purity of the protein is greater than 90%.

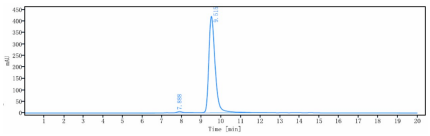

The purity of Anti-LILRB2 / ILT4 / CD85d Reference Antibody (JTX-8064) is 97.81%, determined by SEC-HPLC.

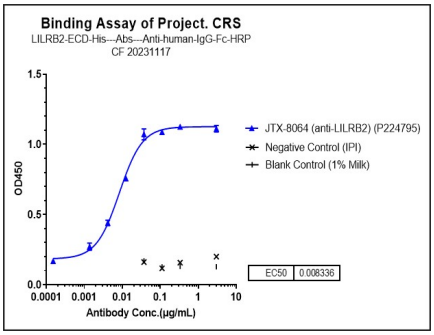

Immobilized human LILRB2 His at 2 ug/mL can bind Anti-LILRB2 / ILT4 / CD85d Reference Antibody (JTX-8064), EC50=0.008336 ug/mL.

Please note: All products are 'FOR RESEARCH USE ONLY. NOT FOR USE IN DIAGNOSTIC OR THERAPEUTIC PROCEDURES'.