

# Anti-CD47 Reference Antibody (magrolimab)

Recombinant Antibody  
Catalog # APR10807

## Product Information

---

Application	FC, Kinetics, Animal Model
Primary Accession	<a href="#">Q08722</a>
Reactivity	Human, Mouse
Clonality	Monoclonal
Isotype	IgG4
Calculated MW	35214

## Additional Information

---

Target/Specificity	CD47
Endotoxin Conjugation	Unconjugated
Expression system	CHO Cell
Format	Purified monoclonal antibody supplied in PBS, pH6.0, without preservative. This antibody is purified through a protein A column.

## Protein Information

---

Name	CD47
Synonyms	MER6
Function	<p>Adhesive protein that mediates cell-to-cell interactions (PubMed: <a href="#">11509594</a>, PubMed: <a href="#">15383453</a>). Acts as a receptor for thrombospondin THBS1 and as modulator of integrin signaling through the activation of heterotrimeric G proteins (PubMed: <a href="#">19004835</a>, PubMed: <a href="#">7691831</a>, PubMed: <a href="#">8550562</a>). Involved in signal transduction, cardiovascular homeostasis, inflammation, apoptosis, angiogenesis, cellular self-renewal, and immunoregulation (PubMed: <a href="#">11509594</a>, PubMed: <a href="#">15383453</a>, PubMed: <a href="#">19004835</a>, PubMed: <a href="#">27742621</a>, PubMed: <a href="#">32679764</a>, PubMed: <a href="#">7691831</a>, PubMed: <a href="#">8550562</a>). Plays a role in modulating pulmonary endothelin EDN1 signaling (PubMed: <a href="#">27742621</a>). Modulates nitrous oxide (NO) signaling, in response to THBS1, hence playing a role as a pressor agent, supporting blood pressure (By similarity). Plays an important role in memory formation and synaptic plasticity in the hippocampus (By similarity). Receptor for SIRPA, binding to which prevents maturation of immature dendritic cells and inhibits cytokine production by mature dendritic cells (PubMed: <a href="#">11509594</a>). Interaction with SIRPG mediates cell-cell adhesion, enhances superantigen-dependent T-cell-mediated proliferation and costimulates T-cell activation</p>

(PubMed:[15383453](#)). Positively modulates FAS-dependent apoptosis in T-cells, perhaps by enhancing FAS clustering (By similarity). Plays a role in suppressing angiogenesis and may be involved in metabolic dysregulation during normal aging (PubMed:[32679764](#)). In response to THBS1, negatively modulates wound healing (By similarity). Inhibits stem cell self- renewal, in response to THBS1, probably by regulation of the stem cell transcription factors POU5F1/OCT4, SOX2, MYC/c-Myc and KLF4 (By similarity). May play a role in membrane transport and/or integrin dependent signal transduction (PubMed:[7691831](#)). May prevent premature elimination of red blood cells (By similarity).

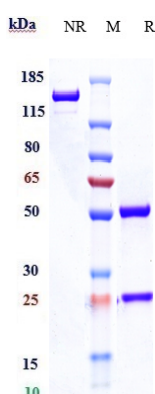
## Cellular Location

Cell membrane; Multi-pass membrane protein

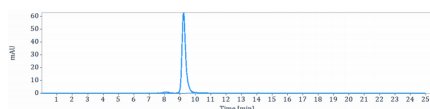
## Tissue Location

Very broadly distributed on normal adult tissues, as well as ovarian tumors, being especially abundant in some epithelia and the brain. Macrophages (PubMed:39121194)

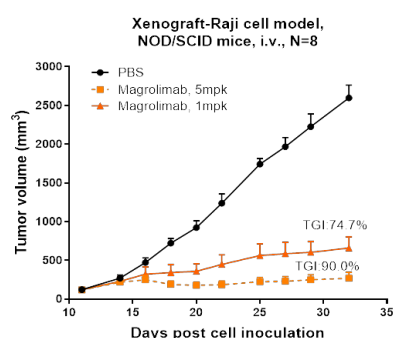
## Images



Anti-CD47 Reference Antibody (magrolimab) on SDS-PAGE under reducing (R) condition. The gel was stained with Coomassie Blue. The purity of the protein is greater than 95%



The purity of Anti-CD47 Reference Antibody (magrolimab) is more than 98.18% ,determined by SEC-HPLC.



Magrolimab inhibited the tumor growth of Raji on NOD.SCID mice. The result showed significant anti-tumor effects, with an tumor inhibition rate (TGI) of 90.0% at 5 mpk at D32.

Please note: All products are 'FOR RESEARCH USE ONLY. NOT FOR USE IN DIAGNOSTIC OR THERAPEUTIC PROCEDURES'.