10320 Camino Santa Fe, Suite G
San Diego, CA 92121
Tel: 858.875.1900 Fax: 858.875.1999

Anti-IL-11 Reference Antibody (Bayer patent anti-IL-11)

Catalog # APR11483

Product Information

Application	Functional assay, Kinetics (SPR), Kinetics (BLI), FACS, E, FTA
Primary Accession	P20809
Reactivity	Human
Clonality	Monoclonal
Isotype	IgG1-EPLVLA-noG-AQAS
Calculated MW	21429

Additional Information

Target/Specificity	IL-11
Expression system	CHO

Protein Information

Name	IL11 (HGNC:5966)
Function	Cytokine that stimulates the proliferation of hematopoietic stem cells and megakaryocyte progenitor cells and induces megakaryocyte maturation resulting in increased platelet production (PubMed:2145578). Also promotes the proliferation of hepatocytes in response to liver damage. Binding to its receptor formed by IL6ST and IL11RA activates a signaling cascade that promotes cell proliferation (PubMed:12919066). Signaling leads to the activation of intracellular protein kinases and the phosphorylation of STAT3. The interaction with the membrane-bound IL11RA and IL6ST stimulates 'classic signaling', whereas the binding of IL11 and soluble IL11RA to IL6ST stimulates 'trans-signaling' (PubMed:30279168).
Cellular Location	Secreted

Images

Anti-IL-11 Reference Antibody (Bayer patent anti-IL-11) on SDS-PAGE under reducing (R) condition. The purity of the protein is greater than 95%.

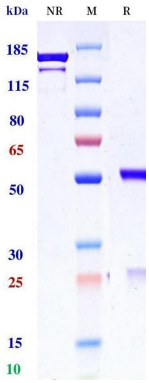

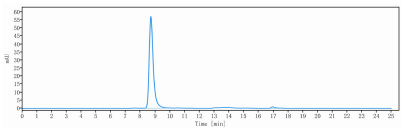

The purity of Anti-IL-11 Reference Antibody (Bayer patent anti-IL-11) is 98.28%, determined by SEC-HPLC.

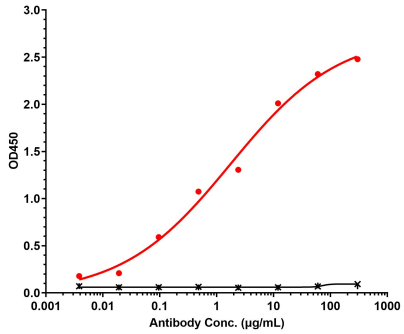

Immobilized Hu IL-11-Nhis, It's target at 2 μg/mL can bind Bayer patent anti-IL-11, EC50= 0.5363 μg/mL.

Please note: All products are 'FOR RESEARCH USE ONLY. NOT FOR USE IN DIAGNOSTIC OR THERAPEUTIC PROCEDURES'.