

Transthyretin Antibody

Catalog # ASC10901

Product Information

Application	WB, IF, E, IHC-P
Primary Accession	P02766
Other Accession	P02766 , 136464
Reactivity	Human, Mouse, Rat
Host	Chicken
Clonality	Polyclonal
Isotype	IgY
Calculated MW	15887
Concentration (mg/ml)	1 mg/mL
Conjugate	Unconjugated
Application Notes	Transthyretin antibody can be used for detection of Transthyretin by Western blot at 1 - 2 μ g/mL. Antibody can also be used for immunohistochemistry starting at 2.5 μ g/mL. For immunofluorescence start at 20 μ g/mL.

Additional Information

Gene ID	7276
Other Names	Transthyretin, ATTR, Prealbumin, TBPA, TTR, PALB
Target/Specificity	TTR;
Reconstitution & Storage	Transthyretin antibody can be stored at 4°C for three months and -20°C, stable for up to one year. As with all antibodies care should be taken to avoid repeated freeze thaw cycles. Antibodies should not be exposed to prolonged high temperatures.
Precautions	Transthyretin Antibody is for research use only and not for use in diagnostic or therapeutic procedures.

Protein Information

Name	TTR
Synonyms	PALB
Function	Thyroid hormone-binding protein. Probably transports thyroxine from the bloodstream to the brain.
Cellular Location	Secreted. Cytoplasm.
Tissue Location	Detected in serum and cerebrospinal fluid (at protein level). Highly expressed in choroid plexus epithelial cells Detected in retina pigment epithelium and liver

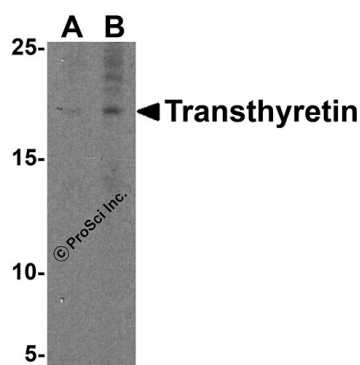
Background

Transthyretin Antibody: Transthyretin is a tetrameric carrier protein that transports thyroid hormones in the plasma and cerebrospinal fluid, and retinol (vitamin A) in the plasma. More than 80 different mutations in this gene have been reported; most mutations are related to amyloid deposition, affecting predominantly peripheral nerve and/or the heart. The diseases caused by mutations include familial amyloidotic polyneuropathy, euthyroid hyperthyroxinemia, amyloidotic vitreous opacities, cardiomyopathy, oculoleptomeningeal amyloidosis, meningocerebrovascular amyloidosis, and carpal tunnel syndrome. It has also been suggested that Transthyretin plays an important role in the maintenance of normal cognitive processes during aging, neuropeptide processing and nerve regeneration. It has also been linked to several pathological conditions including Parkinson's disease, schizophrenia, and depression.

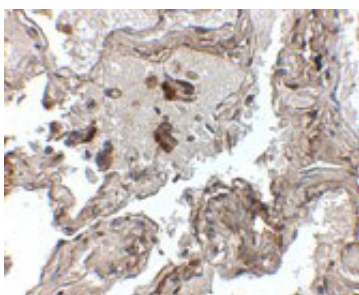
References

- Fleming CE, Nunes AF, and Sousa MM. Transthyretin: more than meets the eye. *Prog. Neurobiol.* 2009; 89:266-76.
- Fleming CE, Saraiva MJ, and Sousa MM. Transthyretin enhances nerve regeneration. *J. Neurochem.* 2007; 103:831-9.
- Rite I, Arguelles S, Venero JL, et al. Proteomic identification of biomarkers in the cerebrospinal fluid in a rat model of nigrostriatal dopaminergic degeneration. *J. Neurosci. Res.* 2007; 85:3607-18.

Images

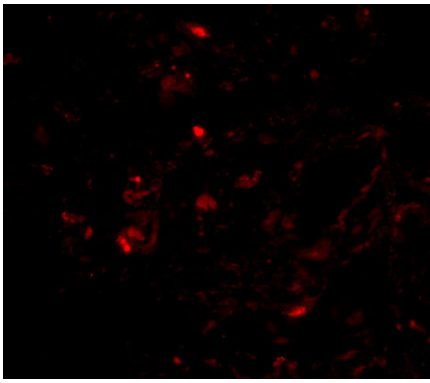


Western blot analysis of Transthyretin in HepG2 cell lysate with Transthyretin antibody at (A) 1 and (B) 2 $\mu\text{g/mL}$.



Immunohistochemistry of Transthyretin in human lung tissue with Transthyretin antibody at 2.5 $\mu\text{g/mL}$.

Immunofluorescence of Transthyretin in human lung tissue with Transthyretin antibody at 20 $\mu\text{g/mL}$.



Please note: All products are 'FOR RESEARCH USE ONLY. NOT FOR USE IN DIAGNOSTIC OR THERAPEUTIC PROCEDURES'.