10320 Camino Santa Fe, Suite G
San Diego, CA 92121
Tel: 858.875.1900 Fax: 858.875.1999

TM4SF1 Antibody

Catalog # ASC12068

Product Information

Application	WB, IHC-P, IF, E
Primary Accession	P30408
Other Accession	21265101, NP_055035, 4071
Reactivity	Human, Mouse, Rat
Host	Rabbit
Clonality	Polyclonal
Isotype	IgG
Calculated MW	21632
Application Notes	TM4SF1 antibody can be used for detection of TM4SF1 by Western blot at 0.5 - 1 g/mL. Antibody can also be used for immunohistochemistry starting at 5 g/mL. For immunofluorescence start at 20 g/mL.

Additional Information

Gene ID	4071
Other Names	TM4SF1 Antibody: L6, H-L6, M3S1, TAAL6, Transmembrane 4 L6 family member 1, Membrane component chromosome 3 surface marker 1
Precautions	TM4SF1 Antibody is for research use only and not for use in diagnostic or therapeutic procedures.

Protein Information

Name	TM4SF1
Synonyms	M3S1, TAAL6
Cellular Location	Membrane; Multi-pass membrane protein. Note=Colocalizes with SDCBP2 in the apical region of the cell (PubMed:11102519).
Tissue Location	Highly expressed in lung, breast, colon and ovarian carcinomas. It is also present on some normal cells, endothelial cells in particular

Background

TM4SF1 Antibody: TM4SF1 is a member of the transmembrane 4 superfamily, also known as the tetraspanin family. Most of these members are cell-surface proteins that are characterized by the presence of four hydrophobic domains and mediate signal transduction events that play a role in the regulation of cell development, activation, growth and motility. TM4SF1 is a cell surface antigen and is highly expressed in the vascular endothelium of several human cancers. Knockdown experiments of TM4SF1 prevented filopodia formation, inhibited cell mobility, blocked cytokinesis, and inhibited maturation of VEGF-A-induced

angiogenesis, suggesting that TM4SF1 may be an attractive target for anti-angiogenesis therapy.

References

Marken JS, Schieven GL, Hellstrom I, et al. Cloning and expression of the tumor-associated antigen L6. Proc. Natl. Acad. Sci. USA 1992; 89:3503-7;Romanska HM and Berditchevski F. Tetraspanins in human epithelial malignancies. J. Pathol. 2011; 223:4-14;Shih SC, Zukauskas A, Li D, et al. The L6 TM4SF1 is critical for endothelial cell function and tumor angiogenesis. Cancer Res. 2009; 69:3272-7.;

Images

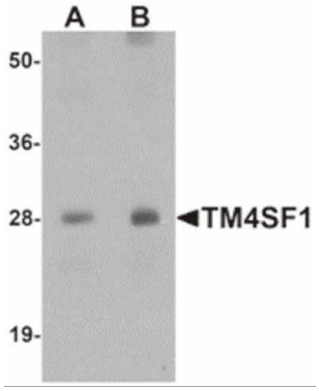

Western blot analysis of TM4SF1 in human lung tissue lysate with TM4SF1 antibody at (A) 0.5 and (B) 1 µg/mL.

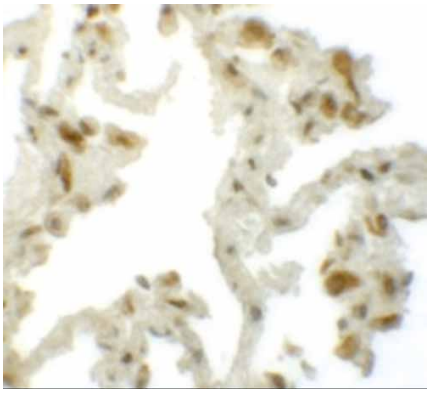

Immunohistochemistry of TM4SF1 in human lung tissue with TM4SF1 antibody at 5 µg/mL.

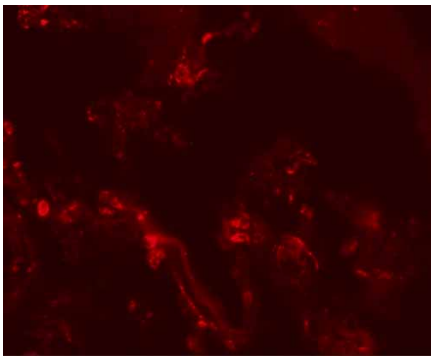

Immunofluorescence of TM4SF1 in human lung tissue with TM4SF1 antibody at 20 µg/mL.

Immunohistochemistry of TM4SF1 in mouse lung tissue with TM4SF1 antibody at 5 µg/mL.

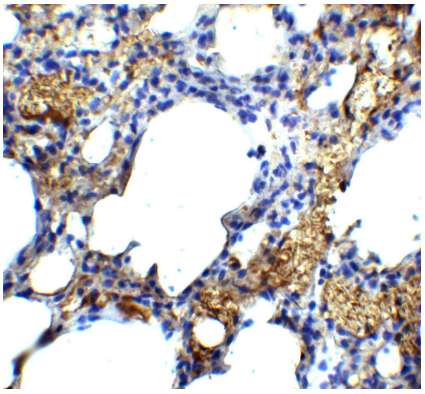

Please note: All products are 'FOR RESEARCH USE ONLY. NOT FOR USE IN DIAGNOSTIC OR THERAPEUTIC PROCEDURES'.