

ACTR2 Antibody (monoclonal) (M01)

Mouse monoclonal antibody raised against a full length recombinant ACTR2.

Catalog # AT1034a

Product Information

Application	WB, IHC, E
Primary Accession	P61160
Other Accession	BC014546
Reactivity	Human
Host	mouse
Clonality	monoclonal
Isotype	IgG2a kappa
Clone Names	1B10-C4
Calculated MW	44761

Additional Information

Gene ID	10097
Other Names	Actin-related protein 2, Actin-like protein 2, ACTR2, ARP2
Target/Specificity	ACTR2 (AAH14546.1, 1 a.a. ~ 394 a.a) full-length recombinant protein with GST tag. MW of the GST tag alone is 26 KDa.
Dilution	WB~~1:500~1000 IHC~~1:100~500 E~~N/A
Format	Clear, colorless solution in phosphate buffered saline, pH 7.2 .
Storage	Store at -20°C or lower. Aliquot to avoid repeated freezing and thawing.
Precautions	ACTR2 Antibody (monoclonal) (M01) is for research use only and not for use in diagnostic or therapeutic procedures.

Background


The specific function of this gene has not yet been determined; however, the protein it encodes is known to be a major constituent of the ARP2/3 complex. This complex is located at the cell surface and is essential to cell shape and motility through lamellipodial actin assembly and protrusion. Two transcript variants encoding different isoforms have been found for this gene.

References

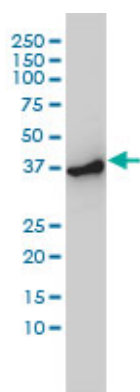
An actin-filament-binding interface on the Arp2/3 complex is critical for nucleation and branch stability. Goley ED, et al. Proc Natl Acad Sci U S A, 2010 May 4. PMID 20404198. Distinct roles for the actin nucleators Arp2/3 and hDia1 during NK-mediated cytotoxicity. Butler B, et al. Curr Biol, 2009 Dec 1. PMID

19913427. Local network topology in human protein interaction data predicts functional association. Li H, et al. PLoS One, 2009 Jul 29. PMID 19641626. Host cell entry by apicomplexa parasites requires actin polymerization in the host cell. Gonzalez V, et al. Cell Host Microbe, 2009 Mar 19. PMID 19286135. The rate of N-WASP exchange limits the extent of ARP2/3-complex-dependent actin-based motility. Weisswange I, et al. Nature, 2009 Mar 5. PMID 19262673.

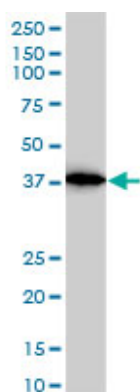
Images



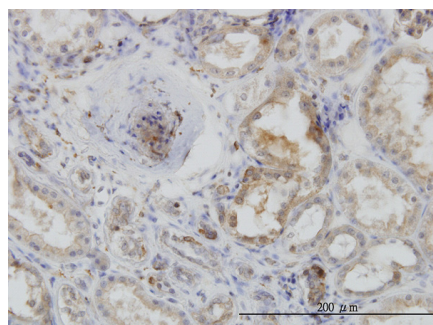
Antibody Reactive Against Recombinant Protein. Western Blot detection against Immunogen (69.08 kDa) .



ACTR2 monoclonal antibody (M01), clone 1B10-C4
Western Blot analysis of ACTR2 expression in HeLa S3 NE (Cat # AT1034a)

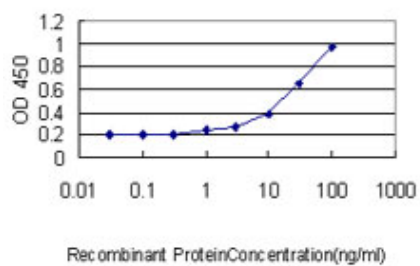


ACTR2 monoclonal antibody (M01), clone 1B10-C4.
Western Blot analysis of ACTR2 expression in A-431 (Cat # AT1034a)



Immunoperoxidase of monoclonal antibody to ACTR2 on formalin-fixed paraffin-embedded human kidney. [antibody concentration 3 ug/ml]

Detection limit for recombinant GST tagged ACTR2 is



approximately 0.03ng/ml as a capture antibody.

Please note: All products are 'FOR RESEARCH USE ONLY. NOT FOR USE IN DIAGNOSTIC OR THERAPEUTIC PROCEDURES'.