

ACTR3 Antibody (monoclonal) (M02)

Mouse monoclonal antibody raised against a full length recombinant ACTR3.

Catalog # AT1035a

Product Information

Application	WB, IHC, IF, E
Primary Accession	P61158
Other Accession	BC044590
Reactivity	Human
Host	Mouse
Clonality	monoclonal
Isotype	IgG1 Kappa
Clone Names	2B6
Calculated MW	47371

Additional Information

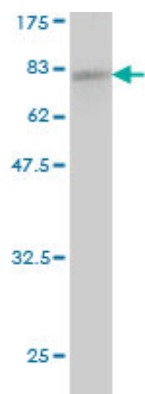
Gene ID	10096
Other Names	Actin-related protein 3, Actin-like protein 3, ACTR3, ARP3
Target/Specificity	ACTR3 (AAH44590, 1 a.a. ~ 418 a.a) full-length recombinant protein with GST tag. MW of the GST tag alone is 26 KDa.
Dilution	WB~~1:500~1000 IHC~~1:100~500 IF~~1:50~200 E~~N/A
Format	Clear, colorless solution in phosphate buffered saline, pH 7.2 .
Storage	Store at -20°C or lower. Aliquot to avoid repeated freezing and thawing.
Precautions	ACTR3 Antibody (monoclonal) (M02) is for research use only and not for use in diagnostic or therapeutic procedures.

Background


The specific function of this gene has not yet been determined; however, the protein it encodes is known to be a major constituent of the ARP2/3 complex. This complex is located at the cell surface and is essential to cell shape and motility through lamellipodial actin assembly and protrusion.

References

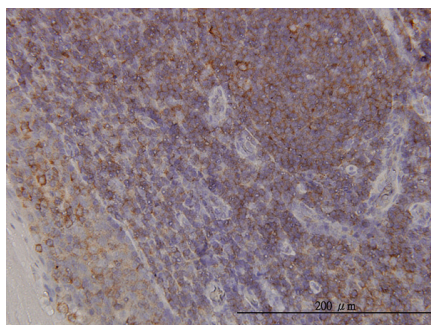
1.Laser Microdissection and Two-Dimensional Difference Gel Electrophoresis Reveal the Role of a Novel Macrophage-Capping Protein in Lymph Node Metastasis in Gastric Cancer.Ichikawa H, Kanda T, Kosugi SI, Kawachi Y, Sasaki H, Wakai T, Kondo TJ Proteome Res. 2013 Jul 9.2.Annexin A2-Dependent Polymerization of Actin Mediates Endosome Biogenesis.Morel E, Parton RG, Gruenberg J.Dev Cell. 2009 Mar;16(3):445-57.



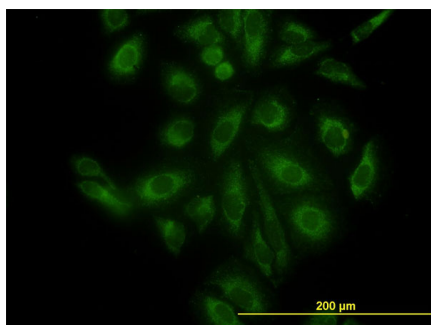
Antibody Reactive Against Recombinant Protein. Western Blot detection against Immunogen (71.72 KDa) .



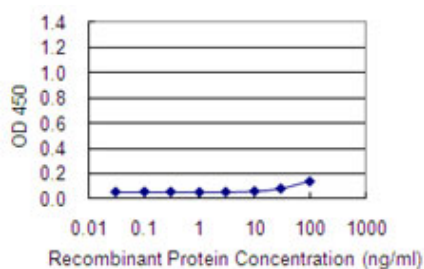
ACTR3 monoclonal antibody (M02), clone 2B6 Western Blot analysis of ACTR3 expression in A-431 ((Cat # AT1035a)



Immunoperoxidase of monoclonal antibody to ACTR3 on formalin-fixed paraffin-embedded human tonsil. [antibody concentration 6 ug/ml]



Immunofluorescence of monoclonal antibody to ACTR3 on HeLa cell. [antibody concentration 10 ug/ml]



Detection limit for recombinant GST tagged ACTR3 is 10 ng/ml as a capture antibody.

Please note: All products are 'FOR RESEARCH USE ONLY. NOT FOR USE IN DIAGNOSTIC OR THERAPEUTIC PROCEDURES'.