

AGC1 Antibody (monoclonal) (M01)

Mouse monoclonal antibody raised against a partial recombinant AGC1.

Catalog # AT1067a

Product Information

Application	WB, IF, E
Primary Accession	E7ENV9
Other Accession	NM_013227
Reactivity	Human
Host	mouse
Clonality	monoclonal
Isotype	IgG1 Kappa
Clone Names	2A8

Additional Information

Other Names	CSPG1, CSPGCP, MSK16, SEDKaggrecan 1 (chondroitin sulfate proteoglycan 1, large aggregating proteoglycan, antigen identified by monoclonal antibody A0122)
Target/Specificity	AGC1 (NP_037359, 56 a.a. ~ 155 a.a) partial recombinant protein with GST tag. MW of the GST tag alone is 26 KDa.
Dilution	WB~~1:500~1000 IF~~1:50~200 E~~N/A
Format	Clear, colorless solution in phosphate buffered saline, pH 7.2 .
Storage	Store at -20°C or lower. Aliquot to avoid repeated freezing and thawing.
Precautions	AGC1 Antibody (monoclonal) (M01) is for research use only and not for use in diagnostic or therapeutic procedures.

Background

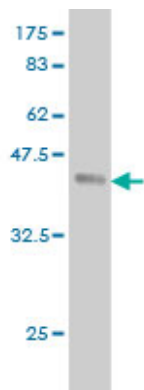
This gene is a member of the aggrecan/versican proteoglycan family. The encoded protein is an integral part of the extracellular matrix in cartilagenous tissue and it withstands compression in cartilage. Mutations in this gene may be involved in skeletal dysplasia and spinal degeneration. Multiple alternatively spliced transcript variants that encode different protein isoforms have been observed in this gene.

References

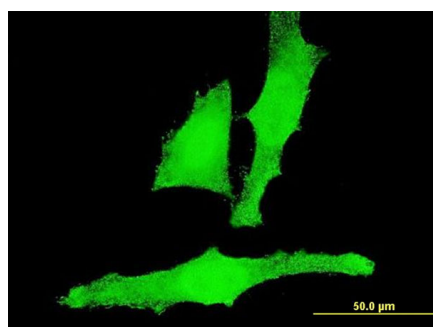
Variation at the NFATC2 Locus Increases the Risk of Thiazolinedinedione-Induced Edema in the Diabetes REduction Assessment with ramipril and rosiglitazone Medication (DREAM) Study. Bailey SD, et al. Diabetes Care, 2010 Jul 13. PMID 20628086.The role of height-associated loci identified in genome wide association studies in the determination of pediatric stature. Zhao J, et al. BMC Med Genet, 2010 Jun 14. PMID 20546612.Association between the expression of aggrecan and the distribution of aggrecan gene variable

number of tandem repeats with symptomatic lumbar disc herniation in Chinese Han of Northern China. Cong L, et al. Spine (Phila Pa 1976), 2010 Jun 15. PMID 20505571. Lumbar disk degeneration disease and aggrecan gene polymorphism in northern Iran. Mashayekhi F, et al. Biochem Genet, 2010 Aug. PMID 20496110. Personalized smoking cessation: interactions between nicotine dose, dependence and quit-success genotype score. Rose JE, et al. Mol Med, 2010 Jul-Aug. PMID 20379614.

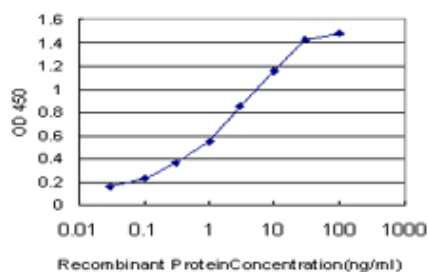
Images



Antibody Reactive Against Recombinant Protein. Western Blot detection against Immunogen (36.74 kDa) .



Immunofluorescence of monoclonal antibody to ACAN on HeLa cell . [antibody concentration 10 ug/ml]



Detection limit for recombinant GST tagged AGC1 is approximately 0.1 ng/ml as a capture antibody.

Please note: All products are 'FOR RESEARCH USE ONLY. NOT FOR USE IN DIAGNOSTIC OR THERAPEUTIC PROCEDURES'.