

AKAP4 Antibody (monoclonal) (M02)

Mouse monoclonal antibody raised against a partial recombinant AKAP4.

Catalog # AT1086a

Product Information

Application	WB, IHC, E
Primary Accession	Q5JQC9
Other Accession	NM_003886
Reactivity	Human
Host	Mouse
Clonality	monoclonal
Isotype	IgG2a Kappa
Clone Names	4C10
Calculated MW	94477

Additional Information

Gene ID	8852
Other Names	A-kinase anchor protein 4, AKAP-4, A-kinase anchor protein 82 kDa, AKAP 82, hAKAP82, Major sperm fibrous sheath protein, HI, Protein kinase A-anchoring protein 4, PRKA4, AKAP4 (HGNC:374), AKAP82
Target/Specificity	AKAP4 (NP_003877, 1 a.a. ~ 100 a.a) partial recombinant protein with GST tag. MW of the GST tag alone is 26 KDa.
Dilution	WB~~1:500~1000 IHC~~1:100~500 E~~N/A
Format	Clear, colorless solution in phosphate buffered saline, pH 7.2 .
Storage	Store at -20°C or lower. Aliquot to avoid repeated freezing and thawing.
Precautions	AKAP4 Antibody (monoclonal) (M02) is for research use only and not for use in diagnostic or therapeutic procedures.


Background

The A-kinase anchor proteins (AKAPs) are a group of structurally diverse proteins, which have the common function of binding to the regulatory subunit of protein kinase A (PKA) and confining the holoenzyme to discrete locations within the cell. This gene encodes a member of the AKAP family. The encoded protein is localized to the sperm flagellum and may be involved in the regulation of sperm motility. Alternative splicing of this gene results in two transcript variants encoding different isoforms.

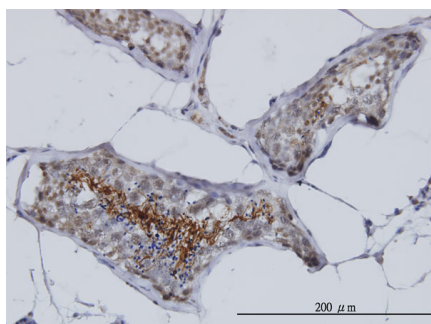
References

Localization of AKAP4 and tubulin proteins in sperm with reduced motility. Moretti E, et al. Asian J Androl, 2007 Sep. PMID 17712481. Human spermatozoa contain multiple targets for protein S-nitrosylation: an alternative mechanism of the modulation of sperm function by nitric oxide? Lefi?vre L, et al. Proteomics, 2007 Sep. PMID 17683036. The DNA sequence of the human X chromosome. Ross MT, et al. Nature, 2005 Mar 17. PMID 15772651. The status, quality, and expansion of the NIH full-length cDNA project: the Mammalian Gene Collection (MGC). Gerhard DS, et al. Genome Res, 2004 Oct. PMID 15489334. A-kinase anchoring protein 4 binding proteins in the fibrous sheath of the sperm flagellum. Brown PR, et al. Biol Reprod, 2003 Jun. PMID 12606363.

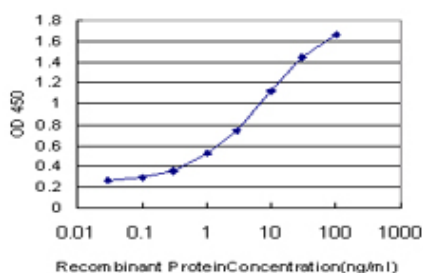
Images



Antibody Reactive Against Recombinant Protein. Western Blot detection against Immunogen (36.74 kDa) .



Immunoperoxidase of monoclonal antibody to AKAP4 on formalin-fixed paraffin-embedded human testis. [antibody concentration 1 ug/ml]



Detection limit for recombinant GST tagged AKAP4 is approximately 0.1 ng/ml as a capture antibody.

Please note: All products are 'FOR RESEARCH USE ONLY. NOT FOR USE IN DIAGNOSTIC OR THERAPEUTIC PROCEDURES'.