

APC Antibody (monoclonal) (M01)

Mouse monoclonal antibody raised against a partial recombinant APC.

Catalog # AT1158a

Product Information

Application	WB, IF, E
Primary Accession	P25054
Other Accession	NM_000038
Reactivity	Human
Host	Mouse
Clonality	monoclonal
Isotype	IgG1 kappa
Clone Names	3E3
Calculated MW	311646

Additional Information

Gene ID	324
Other Names	Adenomatous polyposis coli protein, Protein APC, Deleted in polyposis 25, APC, DP25
Target/Specificity	APC (NP_000029, 2744 a.a. ~ 2843 a.a) partial recombinant protein with GST tag. MW of the GST tag alone is 26 KDa.
Dilution	WB~~1:500~1000 IF~~1:50~200 E~~N/A
Format	Clear, colorless solution in phosphate buffered saline, pH 7.2 .
Storage	Store at -20°C or lower. Aliquot to avoid repeated freezing and thawing.
Precautions	APC Antibody (monoclonal) (M01) is for research use only and not for use in diagnostic or therapeutic procedures.

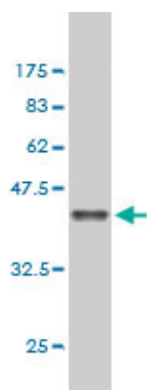
Background

This gene encodes a tumor suppressor protein that acts as an antagonist of the Wnt signaling pathway. It is also involved in other processes including cell migration and adhesion, transcriptional activation, and apoptosis. Defects in this gene cause familial adenomatous polyposis (FAP), an autosomal dominant pre-malignant disease that usually progresses to malignancy. Disease-associated mutations tend to be clustered in a small region designated the mutation cluster region (MCR) and result in a truncated protein product.

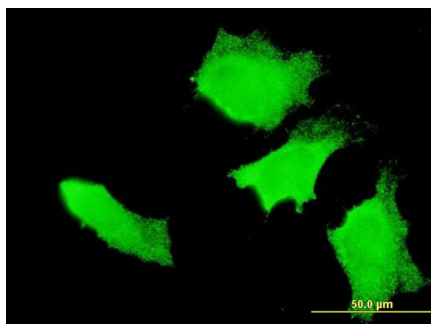
References

KIF17 stabilizes microtubules and contributes to epithelial morphogenesis by acting at MT plus ends with EB1 and APC. Jaulin F, et al. J Cell Biol, 2010 Aug 9. PMID 20696710. Variation at the NFATC2 Locus Increases the Risk of Thiazolinedione-Induced Edema in the Diabetes REduction Assessment with ramipril and rosiglitazone Medication (DREAM) Study. Bailey SD, et al. Diabetes Care, 2010 Jul 13. PMID 20628086. Association between polymorphisms in Wnt signaling pathway genes and bone mineral density in postmenopausal Korean women. Lee DY, et al. Menopause, 2010 Sep-Oct. PMID 20613673. Increased cancer predisposition in family members of colorectal cancer patients harboring the p.V600E BRAF mutation: a population-based study. Wish TA, et al. Cancer Epidemiol Biomarkers Prev, 2010 Jul. PMID 20570909. Colorectal cancers show distinct mutation spectra in members of the canonical WNT signaling pathway according to their anatomical location and type of genetic instability. Albuquerque C, et al. Genes Chromosomes Cancer, 2010 Aug. PMID 20544848.

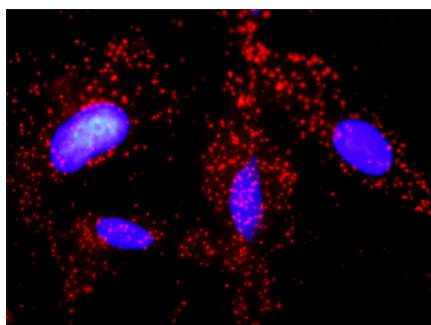
Images



Antibody Reactive Against Recombinant Protein. Western Blot detection against Immunogen (36.85 kDa) .



Immunofluorescence of monoclonal antibody to APC on HeLa cell . [antibody concentration 10 ug/ml]



Detection limit for recombinant GST tagged APC is approximately 30ng/ml as a capture antibody.

Citations

- [Promoter methylation status of tumor suppressor genes and inhibition of expression of DNA methyltransferase 1 in non-small cell lung cancer.](#)