

# ATBF1 Antibody (monoclonal) (M01)

Mouse monoclonal antibody raised against a partial recombinant ZFHX3.

Catalog # AT1221a

## Product Information

---

<b>Application</b>	WB, IF, E
<b>Primary Accession</b>	<a href="#">Q15911</a>
<b>Other Accession</b>	<a href="#">NM_006885</a>
<b>Reactivity</b>	Human
<b>Host</b>	mouse
<b>Clonality</b>	monoclonal
<b>Isotype</b>	IgG1 Kappa
<b>Clone Names</b>	3B1
<b>Calculated MW</b>	404419

## Additional Information

---

<b>Gene ID</b>	463
<b>Other Names</b>	Zinc finger homeobox protein 3, AT motif-binding factor 1, AT-binding transcription factor 1, Alpha-fetoprotein enhancer-binding protein, Zinc finger homeodomain protein 3, ZFH-3, ZFHX3, ATBF1
<b>Target/Specificity</b>	ZFHX3 (NP_008816, 2811 a.a. ~ 2910 a.a) partial recombinant protein with GST tag. MW of the GST tag alone is 26 KDa.
<b>Dilution</b>	WB~~1:500~1000 IF~~1:50~200 E~~N/A
<b>Format</b>	Clear, colorless solution in phosphate buffered saline, pH 7.2 .
<b>Storage</b>	Store at -20°C or lower. Aliquot to avoid repeated freezing and thawing.
<b>Precautions</b>	ATBF1 Antibody (monoclonal) (M01) is for research use only and not for use in diagnostic or therapeutic procedures.

## Background


---

This gene encodes a transcription factor with multiple homeodomains and zinc finger motifs, and regulates myogenic and neuronal differentiation. The encoded protein suppresses expression of the alpha-fetoprotein gene by binding to an AT-rich enhancer motif. The protein has also been shown to negatively regulate c-Myb, and transactivate the cell cycle inhibitor cyclin-dependent kinase inhibitor 1A (also known as p21CIP1). This gene is reported to function as a tumor suppressor in several cancers, and sequence variants of this gene are also associated with atrial fibrillation. Multiple transcript variants expressed from alternate promoters and encoding different isoforms have been found for this gene.

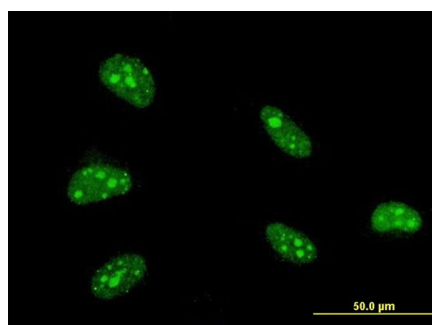
## References

Tumor suppressor, AT motif binding factor 1 (ATBF1), translocates to the nucleus with runt domain transcription factor 3 (RUNX3) in response to TGF-beta signal transduction. Mabuchi M, et al. Biochem Biophys Res Commun, 2010 Jul 23. PMID 20599712. The P-Selectin Gene Polymorphism Val168Met: A Novel Risk Marker for the Occurrence of Primary Ventricular Fibrillation During Acute Myocardial Infarction. Elmas E, et al. J Cardiovasc Electrophysiol, 2010 Jun 25. PMID 20586826. Personalized smoking cessation: interactions between nicotine dose, dependence and quit-success genotype score. Rose JE, et al. Mol Med, 2010 Jul-Aug. PMID 20379614. Human variation in alcohol response is influenced by variation in neuronal signaling genes. Joslyn G, et al. Alcohol Clin Exp Res, 2010 May. PMID 20201926. Variants in ZFH3 are associated with atrial fibrillation in individuals of European ancestry. Benjamin EJ, et al. Nat Genet, 2009 Aug. PMID 19597492.

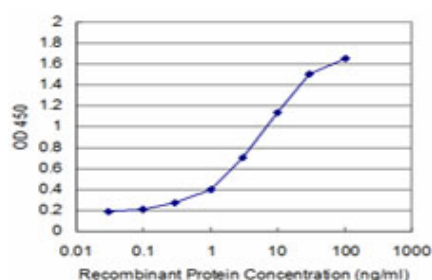
## Images



Antibody Reactive Against Recombinant Protein. Western Blot detection against Immunogen (36.74 KDa) .



Immunofluorescence of monoclonal antibody to ZFH3 on HeLa cell . [antibody concentration 10 ug/ml]



Detection limit for recombinant GST tagged ZFH3 is approximately 0.3ng/ml as a capture antibody.

Please note: All products are 'FOR RESEARCH USE ONLY. NOT FOR USE IN DIAGNOSTIC OR THERAPEUTIC PROCEDURES'.