

B4GALNT1 Antibody (monoclonal) (M02)

Mouse monoclonal antibody raised against a partial recombinant B4GALNT1.

Catalog # AT1255a

Product Information

Application	WB, E
Primary Accession	Q00973
Other Accession	NM_001478
Reactivity	Human, Rat
Host	mouse
Clonality	monoclonal
Isotype	IgG2a Kappa
Clone Names	5F9
Calculated MW	58882

Additional Information

Gene ID	2583
Other Names	Beta-1, 4 N-acetylgalactosaminyltransferase 1, (N-acetylneuraminyl)-galactosylglucosylceramide, GM2/GD2 synthase, GalNAc-T, B4GALNT1, GALGT, SIAT2
Target/Specificity	B4GALNT1 (NP_001469, 30 a.a. ~ 127 a.a) partial recombinant protein with GST tag. MW of the GST tag alone is 26 KDa.
Dilution	WB~~1:500~1000 E~~N/A
Format	Clear, colorless solution in phosphate buffered saline, pH 7.2 .
Storage	Store at -20°C or lower. Aliquot to avoid repeated freezing and thawing.
Precautions	B4GALNT1 Antibody (monoclonal) (M02) is for research use only and not for use in diagnostic or therapeutic procedures.

Background

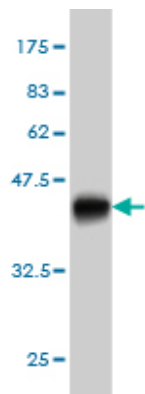
GM2 and GD2 gangliosides are sialic acid-containing glycosphingolipids. GalNAc-T is the enzyme involved in the biosynthesis of G(M2) and G(D2) glycosphingolipids. GalNAc-T catalyzes the transfer of GalNAc into G(M3) and G(D3) by a beta-1,4 linkage, resulting in the synthesis of G(M2) and G(D2), respectively.

References


Analysis of GD2/GM2 synthase mRNA as a biomarker for small cell lung cancer. Chen LC, et al. Lung Cancer, 2010 Feb. PMID 19457569. Glycosyltransferase B4GALNT1 and type 1 diabetes in Croatian population:

clinical investigation. Boraska V, et al. Clin Biochem, 2009 Jun. PMID 19318031.Evaluation of SAT-1, SAT-2 and GalNAcT-1 mRNA in colon cancer by real-time PCR. Gornati R, et al. Mol Cell Biochem, 2007 Apr. PMID 17119850.Generation and initial analysis of more than 15,000 full-length human and mouse cDNA sequences. Strausberg RL, et al. Proc Natl Acad Sci U S A, 2002 Dec 24. PMID 12477932.Disulfide bonds of GM2 synthase homodimers. Antiparallel orientation of the catalytic domains. Li J, et al. J Biol Chem, 2000 Dec 29. PMID 11018043.


Images



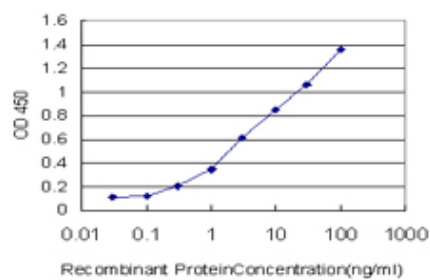
Antibody Reactive Against Recombinant Protein.Western Blot detection against Immunogen (36.52 KDa) .



B4GALNT1 monoclonal antibody (M02), clone 5F9
Western Blot analysis of B4GALNT1 expression in HeLa (Cat # AT1255a)



B4GALNT1 monoclonal antibody (M02), clone 5F9.
Western Blot analysis of B4GALNT1 expression in PC-12 (Cat # AT1255a)



Detection limit for recombinant GST tagged B4GALNT1 is approximately 0.1ng/ml as a capture antibody.

Please note: All products are 'FOR RESEARCH USE ONLY. NOT FOR USE IN DIAGNOSTIC OR THERAPEUTIC PROCEDURES'.