

BTBD9 Antibody (monoclonal) (M01)

Mouse monoclonal antibody raised against a partial recombinant BTBD9.

Catalog # AT1316a

Product Information

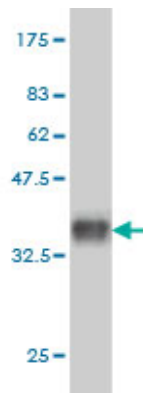
Application	WB, E
Primary Accession	Q96Q07
Other Accession	NM_152733
Reactivity	Human
Host	mouse
Clonality	monoclonal
Isotype	IgG2a Kappa
Clone Names	3H3
Calculated MW	69188

Additional Information

Gene ID	114781
Other Names	BTB/POZ domain-containing protein 9, BTBD9, KIAA1880
Target/Specificity	BTBD9 (NP_689946, 2 a.a. ~ 70 a.a) partial recombinant protein with GST tag. MW of the GST tag alone is 26 KDa.
Dilution	WB~~1:500~1000 E~~N/A
Format	Clear, colorless solution in phosphate buffered saline, pH 7.2 .
Storage	Store at -20°C or lower. Aliquot to avoid repeated freezing and thawing.
Precautions	BTBD9 Antibody (monoclonal) (M01) is for research use only and not for use in diagnostic or therapeutic procedures.

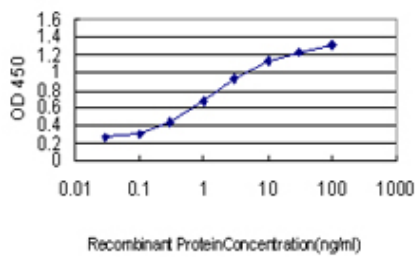
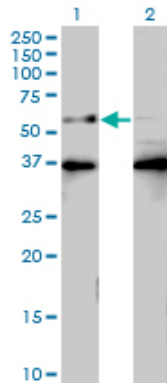
Images

Antibody Reactive Against Recombinant Protein.Western
Blot detection against Immunogen (33.33 KDa) .



Western Blot analysis of BTBD9 expression in transfected 293T cell line by BTBD9 monoclonal antibody (M01), clone 3H3.

Lane 1: BTBD9 transfected lysate(65.7 KDa).
Lane 2: Non-transfected lysate.



Detection limit for recombinant GST tagged BTBD9 is approximately 0.03ng/ml as a capture antibody.

Please note: All products are 'FOR RESEARCH USE ONLY. NOT FOR USE IN DIAGNOSTIC OR THERAPEUTIC PROCEDURES'.