

CDC14A Antibody (monoclonal) (M01)

Mouse monoclonal antibody raised against a partial recombinant CDC14A.

Catalog # AT1455a

Product Information

Application	WB, IF, E
Primary Accession	Q9UNH5
Other Accession	NM_003672
Reactivity	Human
Host	mouse
Clonality	monoclonal
Isotype	IgG2b Kappa
Clone Names	2C12
Calculated MW	66574

Additional Information

Gene ID	8556
Other Names	Dual specificity protein phosphatase CDC14A, CDC14 cell division cycle 14 homolog A, CDC14A
Target/Specificity	CDC14A (NP_003663, 431 a.a. ~ 530 a.a) partial recombinant protein with GST tag. MW of the GST tag alone is 26 KDa.
Dilution	WB~~1:500~1000 IF~~1:50~200 E~~N/A
Format	Clear, colorless solution in phosphate buffered saline, pH 7.2 .
Storage	Store at -20°C or lower. Aliquot to avoid repeated freezing and thawing.
Precautions	CDC14A Antibody (monoclonal) (M01) is for research use only and not for use in diagnostic or therapeutic procedures.

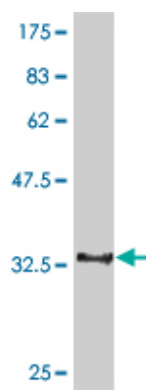
Background

The protein encoded by this gene is a member of the dual specificity protein tyrosine phosphatase family. It is highly similar to *Saccharomyces cerevisiae* Cdc14, a protein tyrosine phosphatase involved in the exit of cell mitosis and initiation of DNA replication, suggesting a role in cell cycle control. This protein has been shown to interact with, and dephosphorylate tumor suppressor protein p53, and is thought to regulate the function of p53. Alternative splicing of this gene results in several transcript variants encoding distinct isoforms.

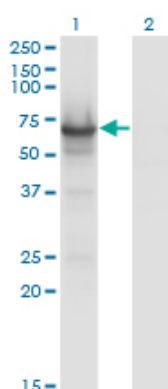
References

Centrosome-related genes, genetic variation, and risk of breast cancer. Olson JE, et al. Breast Cancer Res Treat, 2010 May 28. PMID 20508983. Vertebrate cells genetically deficient for Cdc14A or Cdc14B retain DNA damage checkpoint proficiency but are impaired in DNA repair. Mocciaro A, et al. J Cell Biol, 2010 May 17. PMID 20479464. Mutational analysis of mononucleotide repeats in dual specificity tyrosine phosphatase genes in gastric and colon carcinomas with microsatellite instability. Song SY, et al. APMIS, 2010 May. PMID 20477815. Personalized smoking cessation: interactions between nicotine dose, dependence and quit-success genotype score. Rose JE, et al. Mol Med, 2010 Jul-Aug. PMID 20379614. Brap2 facilitates HsCdc14A Lys-63 linked ubiquitin modification. Chen JS, et al. Biotechnol Lett, 2009 May. PMID 19152073.

Images

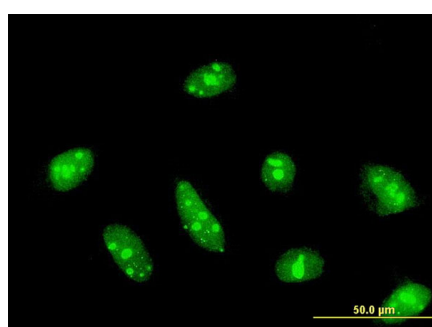


Antibody Reactive Against Recombinant Protein. Western Blot detection against Immunogen (36.74 kDa) .

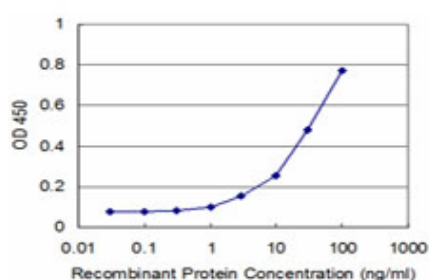


Western Blot analysis of CDC14A expression in transfected 293T cell line by CDC14A monoclonal antibody (M01), clone 2C12.

Lane 1: CDC14A transfected lysate (66.6 kDa).
Lane 2: Non-transfected lysate.



Immunofluorescence of monoclonal antibody to CDC14A on HeLa cell . [antibody concentration 10 μg/ml]



Detection limit for recombinant GST tagged CDC14A is approximately 3 ng/ml as a capture antibody.

Please note: All products are 'FOR RESEARCH USE ONLY. NOT FOR USE IN DIAGNOSTIC OR THERAPEUTIC PROCEDURES'.