

# CDKL4 Antibody (monoclonal) (M01)

Mouse monoclonal antibody raised against a partial recombinant CDKL4.

Catalog # AT1479a

## Product Information

---

<b>Application</b>	WB, IHC, E
<b>Primary Accession</b>	<a href="#">Q5MAI5</a>
<b>Other Accession</b>	<a href="#">NM_001009565</a>
<b>Reactivity</b>	Human
<b>Host</b>	mouse
<b>Clonality</b>	monoclonal
<b>Isotype</b>	IgG1 Kappa
<b>Clone Names</b>	5G3
<b>Calculated MW</b>	43384

## Additional Information

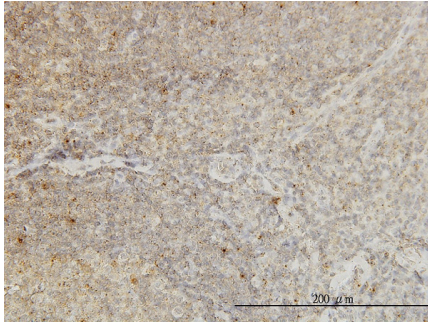
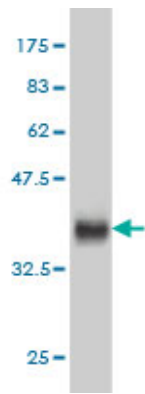
---

<b>Gene ID</b>	344387
<b>Other Names</b>	Cyclin-dependent kinase-like 4, CDKL4
<b>Target/Specificity</b>	CDKL4 (AAV63975, 196 a.a. ~ 295 a.a) partial recombinant protein with GST tag. MW of the GST tag alone is 26 KDa.
<b>Dilution</b>	WB~~1:500~1000 IHC~~1:100~500 E~~N/A
<b>Format</b>	Clear, colorless solution in phosphate buffered saline, pH 7.2 .
<b>Storage</b>	Store at -20°C or lower. Aliquot to avoid repeated freezing and thawing.
<b>Precautions</b>	CDKL4 Antibody (monoclonal) (M01) is for research use only and not for use in diagnostic or therapeutic procedures.

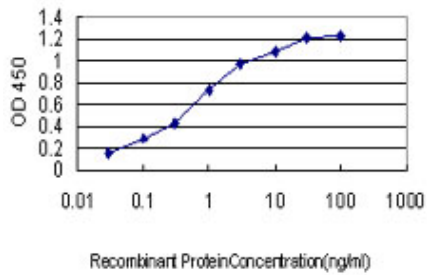
## Images

---

Antibody Reactive Against Recombinant Protein.Western  
Blot detection against Immunogen (36.63 KDa) .



Immunoperoxidase of monoclonal antibody to CDKL4 on formalin-fixed paraffin-embedded human tonsil. [antibody concentration 3 ug/ml]



Detection limit for recombinant GST tagged CDKL4 is approximately 0.03ng/ml as a capture antibody.

Please note: All products are 'FOR RESEARCH USE ONLY. NOT FOR USE IN DIAGNOSTIC OR THERAPEUTIC PROCEDURES'.