

CITED4 Antibody (monoclonal) (M08)

Mouse monoclonal antibody raised against a partial recombinant CITED4.

Catalog # AT1542a

Product Information

Application	WB, IHC, IF
Primary Accession	Q96RK1
Other Accession	NM_133467
Reactivity	Human
Host	mouse
Clonality	monoclonal
Isotype	IgG2a Kappa
Clone Names	4F6
Calculated MW	18569

Additional Information

Gene ID	163732
Other Names	Cbp/p300-interacting transactivator 4, MSG1-related protein 2, MRG-2, CITED4 (HGNC:18696), MRG2
Target/Specificity	CITED4 (NP_597724.1, 131 a.a. ~ 184 a.a) partial recombinant protein with GST tag. MW of the GST tag alone is 26 KDa.
Dilution	WB~~1:500~1000 IHC~~1:100~500 IF~~1:50~200
Format	Clear, colorless solution in phosphate buffered saline, pH 7.2 .
Storage	Store at -20°C or lower. Aliquot to avoid repeated freezing and thawing.
Precautions	CITED4 Antibody (monoclonal) (M08) is for research use only and not for use in diagnostic or therapeutic procedures.

Background

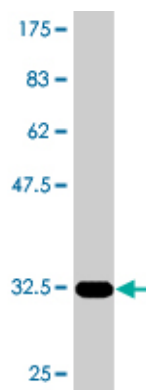
CITED4 belongs to a family of transcriptional coactivators that bind several proteins, including CREB-binding protein (MIM 600140) and p300 (MIM 602700).

References

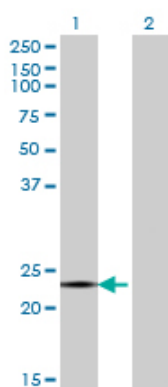
Mutational analysis of the CITED4 gene in glioblastomas. Torres-Martínez M, et al. Cancer Genet Cytogenet, 2008 Sep. PMID 18722883. Hypermethylation and transcriptional downregulation of the CITED4 gene at 1p34.2 in oligodendroglial tumours with allelic losses on 1p and 19q. Tews B, et al. Oncogene, 2007 Jul 26. PMID 17311001. Interaction and functional cooperation between the LIM protein FHL2, CBP/p300, and

beta-catenin. Labalette C, et al. Mol Cell Biol, 2004 Dec. PMID 15572674. The status, quality, and expansion of the NIH full-length cDNA project: the Mammalian Gene Collection (MGC). Gerhard DS, et al. Genome Res, 2004 Oct. PMID 15489334. CITED4 inhibits hypoxia-activated transcription in cancer cells, and its cytoplasmic location in breast cancer is associated with elevated expression of tumor cell hypoxia-inducible factor 1alpha. Fox SB, et al. Cancer Res, 2004 Sep 1. PMID 15342390.

Images

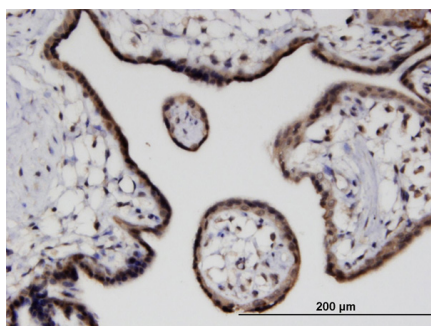


Antibody Reactive Against Recombinant Protein. Western Blot detection against Immunogen (31.68 kDa) .

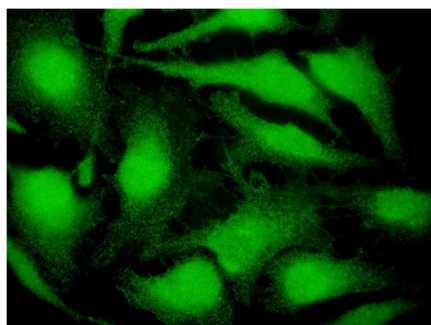


Western Blot analysis of CITED4 expression in transfected 293T cell line by CITED4 monoclonal antibody (M08), clone 4F6.

Lane 1: CITED4 transfected lysate (18.6 kDa).
Lane 2: Non-transfected lysate.



Immunoperoxidase of monoclonal antibody to CITED4 on formalin-fixed paraffin-embedded human placenta. [antibody concentration 3 ug/ml]



Immunofluorescence of monoclonal antibody to CITED4 on HeLa cell . [antibody concentration 10 ug/ml]

Please note: All products are 'FOR RESEARCH USE ONLY. NOT FOR USE IN DIAGNOSTIC OR THERAPEUTIC PROCEDURES'.