

CRTAP Antibody (monoclonal) (M01)

Mouse monoclonal antibody raised against a partial recombinant CRTAP.

Catalog # AT1637a

Product Information

Application	WB, IHC, E
Primary Accession	O75718
Other Accession	NM_006371
Reactivity	Human
Host	mouse
Clonality	monoclonal
Isotype	IgG2a Kappa
Clone Names	4D9
Calculated MW	46562

Additional Information

Gene ID	10491
Other Names	Cartilage-associated protein, CRTAP, CASP
Target/Specificity	CRTAP (NP_006362, 307 a.a. ~ 401 a.a) partial recombinant protein with GST tag. MW of the GST tag alone is 26 KDa.
Dilution	WB~~1:500~1000 IHC~~1:100~500 E~~N/A
Format	Clear, colorless solution in phosphate buffered saline, pH 7.2 .
Storage	Store at -20°C or lower. Aliquot to avoid repeated freezing and thawing.
Precautions	CRTAP Antibody (monoclonal) (M01) is for research use only and not for use in diagnostic or therapeutic procedures.

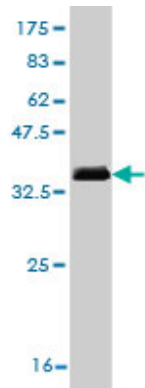
Background

The protein encoded by this gene is similar to the chicken and mouse CRTAP genes. The encoded protein is a scaffolding protein that may influence the activity of at least one member of the cytohesin/ARNO family in response to specific cellular stimuli. Defects in this gene are associated with osteogenesis imperfecta, a connective tissue disorder characterized by bone fragility and low bone mass.


References

1. Severe osteogenesis imperfecta in cyclophilin B-deficient mice. Choi JW, Sutor SL, Lindquist L, Evans GL, Madden BJ, Bergen HR 3rd, Hefferan TE, Yaszemski MJ, Bram RJ. PLoS Genet. 2009 Dec;5(12):e1000750. Epub 2009 Dec 4. 2. Prolyl 3-hydroxylase 1 and CRTAP are mutually stabilizing in the endoplasmic reticulum

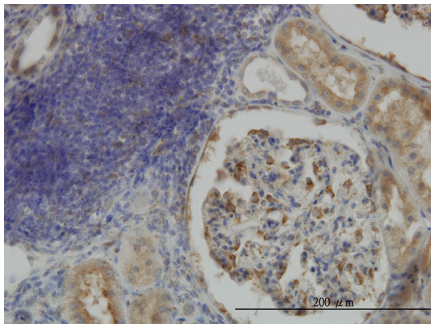
Images



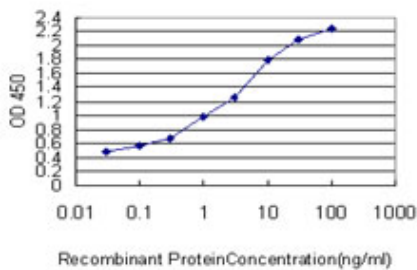
Antibody Reactive Against Recombinant Protein.Western Blot detection against Immunogen (36.19 KDa) .



CRTAP monoclonal antibody (M01), clone 4D9 Western Blot analysis of CRTAP expression in HeLa ((Cat # AT1637a)



Immunoperoxidase of monoclonal antibody to CRTAP on formalin-fixed paraffin-embedded human kidney. [antibody concentration 3 ug/ml]



Detection limit for recombinant GST tagged CRTAP is approximately 0.03ng/ml as a capture antibody.

Please note: All products are 'FOR RESEARCH USE ONLY. NOT FOR USE IN DIAGNOSTIC OR THERAPEUTIC PROCEDURES'.