

CYB5R4 Antibody (monoclonal) (M01)

Mouse monoclonal antibody raised against a partial recombinant CYB5R4.

Catalog # AT1697a

Product Information

Application	WB, E
Primary Accession	Q7L1T6
Other Accession	NM_016230
Reactivity	Human
Host	mouse
Clonality	monoclonal
Isotype	IgG2a Kappa
Clone Names	1E9
Calculated MW	59474

Additional Information

Gene ID	51167
Other Names	Cytochrome b5 reductase 4, Flavohemoprotein b5/b5R, b5+b5R, N-terminal cytochrome b5 and cytochrome b5 oxidoreductase domain-containing protein, cb5/cb5R, CYB5R4, NCB5OR
Target/Specificity	CYB5R4 (NP_057314, 388 a.a. ~ 487 a.a) partial recombinant protein with GST tag. MW of the GST tag alone is 26 KDa.
Dilution	WB~~1:500~1000 E~~N/A
Format	Clear, colorless solution in phosphate buffered saline, pH 7.2 .
Storage	Store at -20°C or lower. Aliquot to avoid repeated freezing and thawing.
Precautions	CYB5R4 Antibody (monoclonal) (M01) is for research use only and not for use in diagnostic or therapeutic procedures.

Background

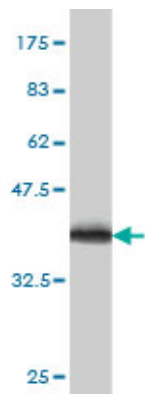
NCB5OR is a flavohemoprotein that contains functional domains found in both cytochrome b5 (CYB5A; MIM 613218) and CYB5 reductase (CYB5R3; MIM 613213) (Zhu et al., 1999 [PubMed 10611283]).

References

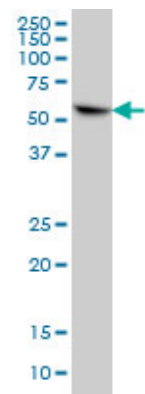
Variation at the NFATC2 Locus Increases the Risk of Thiazolinedinedione-Induced Edema in the Diabetes REduction Assessment with ramipril and rosiglitazone Medication (DREAM) Study. Bailey SD, et al. Diabetes Care, 2010 Jul 13. PMID 20628086. Gene-centric association signals for lipids and apolipoproteins identified

via the HumanCVD BeadChip. Talmud PJ, et al. Am J Hum Genet, 2009 Nov. PMID 19913121.The LIFEdb database in 2006. Mehrle A, et al. Nucleic Acids Res, 2006 Jan 1. PMID 16381901.Diversification of transcriptional modulation: large-scale identification and characterization of putative alternative promoters of human genes. Kimura K, et al. Genome Res, 2006 Jan. PMID 16344560.Variation in NCB5OR: studies of relationships to type 2 diabetes, maturity-onset diabetes of the young, and gestational diabetes mellitus. Andersen G, et al. Diabetes, 2004 Nov. PMID 15504981.

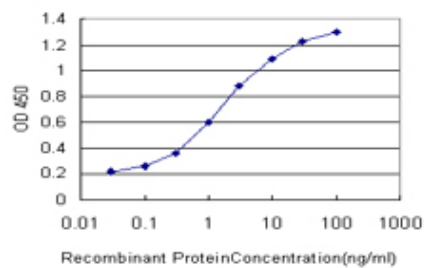
Images



Antibody Reactive Against Recombinant Protein.Western Blot detection against Immunogen (36.74 KDa) .



CYB5R4 monoclonal antibody (M01), clone 1E8 Western Blot analysis of CYB5R4 expression in HeLa (Cat # AT1697a)



Detection limit for recombinant GST tagged CYB5R4 is approximately 0.03ng/ml as a capture antibody.

Please note: All products are 'FOR RESEARCH USE ONLY. NOT FOR USE IN DIAGNOSTIC OR THERAPEUTIC PROCEDURES'.