

DCPS Antibody (monoclonal) (M03)

Mouse monoclonal antibody raised against a full length recombinant DCPS.

Catalog # AT1720a

Product Information

Application	WB, IHC, E
Primary Accession	Q96C86
Other Accession	BC014532
Reactivity	Human, Rat
Host	mouse
Clonality	monoclonal
Isotype	IgG2a Kappa
Clone Names	3E6
Calculated MW	38609

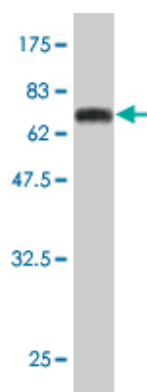
Additional Information

Gene ID	28960
Other Names	m7GpppX diphosphatase, DCS-1, Decapping scavenger enzyme, Hint-related 7meGMP-directed hydrolase, Histidine triad nucleotide-binding protein 5, Histidine triad protein member 5, HINT-5, Scavenger mRNA-decapping enzyme DcpS, DCPS, DCS1, HINT5
Target/Specificity	DCPS (AAH14532, 1 a.a. ~ 337 a.a) full-length recombinant protein with GST tag. MW of the GST tag alone is 26 KDa.
Dilution	WB~~1:500~1000 IHC~~1:100~500 E~~N/A
Format	Clear, colorless solution in phosphate buffered saline, pH 7.2 .
Storage	Store at -20°C or lower. Aliquot to avoid repeated freezing and thawing.
Precautions	DCPS Antibody (monoclonal) (M03) is for research use only and not for use in diagnostic or therapeutic procedures.

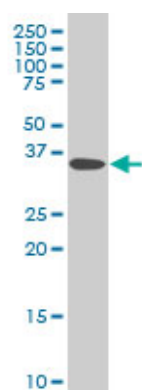
References

Proteomic approach to the identification of novel delta-lactoferrin target genes: Characterization of DcpS, an mRNA scavenger decapping enzyme. Mariller C, et al. Biochimie, 2009 Jan. PMID 18725266. Mechanistic and kinetic analysis of the DcpS scavenger decapping enzyme. Liu SW, et al. J Biol Chem, 2008 Jun 13. PMID 18441014. DcpS scavenger decapping enzyme can modulate pre-mRNA splicing. Shen V, et al. RNA, 2008 Jun. PMID 18426921. Role of a novel dual flavin reductase (NR1) and an associated histidine triad protein (DCS-1) in menadione-induced cytotoxicity. Kwa?nicka-Crawford DA, et al. Biochem Biophys Res Commun, 2005 Oct 21. PMID 16140270. Crystal structures of human DcpS in ligand-free and m7GDP-bound forms suggest a

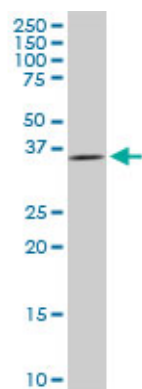
Images



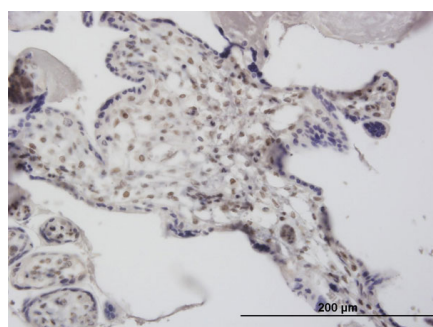
Antibody Reactive Against Recombinant Protein. Western Blot detection against Immunogen (62.81 KDa) .



DCPS monoclonal antibody (M03), clone 3E5 Western Blot analysis of DCPS expression in HeLa ((Cat # AT1720a)

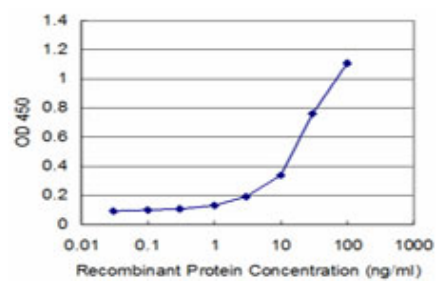


DCPS monoclonal antibody (M03), clone 3E5. Western Blot analysis of DCPS expression in PC-12((Cat # AT1720a)



Immunoperoxidase of monoclonal antibody to DCPS on formalin-fixed paraffin-embedded human placenta. [antibody concentration 3 ug/ml]

Detection limit for recombinant GST tagged DCPS is approximately 3ng/ml as a capture antibody.



Please note: All products are 'FOR RESEARCH USE ONLY. NOT FOR USE IN DIAGNOSTIC OR THERAPEUTIC PROCEDURES'.