

## DC-UbP Antibody (monoclonal) (M01)

Mouse monoclonal antibody raised against a full length recombinant DC-UbP.

Catalog # AT1723a

### Product Information

---

<b>Application</b>	WB, E
<b>Primary Accession</b>	<a href="#">Q8WUN7</a>
<b>Other Accession</b>	<a href="#">BC019910</a>
<b>Reactivity</b>	Human
<b>Host</b>	mouse
<b>Clonality</b>	monoclonal
<b>Isotype</b>	IgG1 kappa
<b>Clone Names</b>	1B8-1B1
<b>Calculated MW</b>	26190

### Additional Information


---

<b>Gene ID</b>	92181
<b>Other Names</b>	Ubiquitin domain-containing protein 2, Dendritic cell-derived ubiquitin-like protein, DC-UbP, Ubiquitin-like protein SB72, UBT2, DCUBP
<b>Target/Specificity</b>	DC-UbP (AAH19910, 1 a.a. ~ 190 a.a) full-length recombinant protein with GST tag. MW of the GST tag alone is 26 KDa.
<b>Dilution</b>	WB~~1:500~1000 E~~N/A
<b>Format</b>	Clear, colorless solution in phosphate buffered saline, pH 7.2 .
<b>Storage</b>	Store at -20°C or lower. Aliquot to avoid repeated freezing and thawing.
<b>Precautions</b>	DC-UbP Antibody (monoclonal) (M01) is for research use only and not for use in diagnostic or therapeutic procedures.

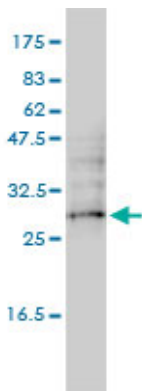
### References

---

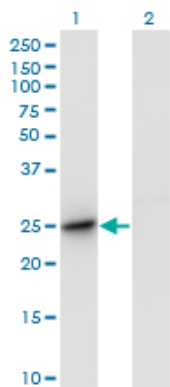
Solution structure of the N-terminal domain of DC-UbP/UBTD2 and its interaction with ubiquitin. Song AX, et al. Protein Sci, 2010 May. PMID 20440844. Diversification of transcriptional modulation: large-scale identification and characterization of putative alternative promoters of human genes. Kimura K, et al. Genome Res, 2006 Jan. PMID 16344560. Solution structure of the ubiquitin-like domain of human DC-UbP from dendritic cells. Gao YG, et al. Protein Sci, 2005 Aug. PMID 15987890. The status, quality, and expansion of the NIH full-length cDNA project: the Mammalian Gene Collection (MGC). Gerhard DS, et al. Genome Res, 2004 Oct. PMID 15489334. The DNA sequence and comparative analysis of human chromosome 5. Schmutz J, et al. Nature, 2004 Sep 16. PMID 15372022.



Antibody Reactive Against Recombinant Protein.Western Blot detection against Immunogen (46.64 KDa) .

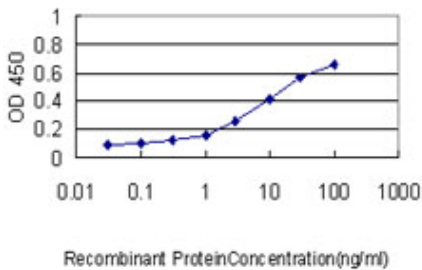


DC-UbP monoclonal antibody (M01), clone 1B8-1B1  
Western Blot analysis of DC-UbP expression in A-431 (Cat # AT1723a )



Western Blot analysis of DC-UbP expression in transfected 293T cell line by DC-UbP monoclonal antibody (M01), clone 1B8-1B1.

Lane 1: DC-UbP transfected lysate(21.5 KDa).  
Lane 2: Non-transfected lysate.



Detection limit for recombinant GST tagged DC-UbP is approximately 0.1ng/ml as a capture antibody.

Please note: All products are 'FOR RESEARCH USE ONLY. NOT FOR USE IN DIAGNOSTIC OR THERAPEUTIC PROCEDURES'.