

DCUN1D1 Antibody (monoclonal) (M02)

Mouse monoclonal antibody raised against a partial recombinant DCUN1D1.

Catalog # AT1726a

Product Information

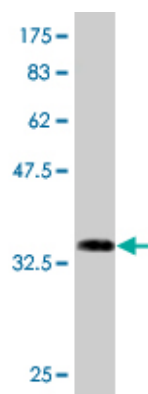
Application	WB
Primary Accession	Q96GG9
Other Accession	NM_020640
Reactivity	Human, Mouse, Rat
Host	mouse
Clonality	monoclonal
Isotype	IgG2b Kappa
Clone Names	4B5
Calculated MW	30124

Additional Information


Gene ID	54165
Other Names	DCN1-like protein 1, DCUN1 domain-containing protein 1, Defective in cullin neddylation protein 1-like protein 1, Squamous cell carcinoma-related oncogene, DCUN1D1, DCUN1L1, RP42, SCCRO
Target/Specificity	DCUN1D1 (NP_065691, 1 a.a. ~ 89 a.a) partial recombinant protein with GST tag. MW of the GST tag alone is 26 KDa.
Dilution	WB~~1:500~1000
Format	Clear, colorless solution in phosphate buffered saline, pH 7.2 .
Storage	Store at -20°C or lower. Aliquot to avoid repeated freezing and thawing.
Precautions	DCUN1D1 Antibody (monoclonal) (M02) is for research use only and not for use in diagnostic or therapeutic procedures.

References


DCUN1D1 is a risk factor for frontotemporal lobar degeneration. Villa C, et al. Eur J Neurol, 2009 Jul. PMID 19473369. SCCRO (DCUN1D1) induces extracellular matrix invasion by activating matrix metalloproteinase 2. O-charoenrat P, et al. Clin Cancer Res, 2008 Nov 1. PMID 18980971. SCCRO (DCUN1D1) is an essential component of the E3 complex for neddylation. Kim AY, et al. J Biol Chem, 2008 Nov 28. PMID 18826954. Squamous cell carcinoma related oncogene/DCUN1D1 is highly conserved and activated by amplification in squamous cell carcinomas. Sarkaria I, et al. Cancer Res, 2006 Oct 1. PMID 17018598. Towards a proteome-scale map of the human protein-protein interaction network. Rual JF, et al. Nature, 2005 Oct 20. PMID 16189514.



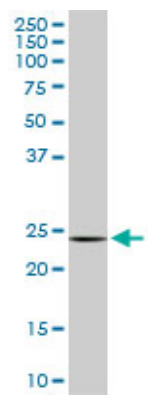
Antibody Reactive Against Recombinant Protein.Western Blot detection against Immunogen (35.53 KDa) .



DCUN1D1 monoclonal antibody (M02), clone 4B5. Western Blot analysis of DCUN1D1 expression in PC-12((Cat # AT1726a)

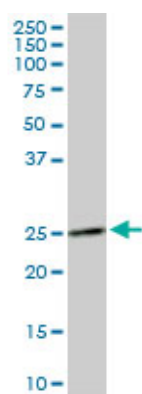


DCUN1D1 monoclonal antibody (M02), clone 4B5. Western Blot analysis of DCUN1D1 expression in HepG2 (Cat # AT1726a)



DCUN1D1 monoclonal antibody (M02), clone 4B5. Western Blot analysis of DCUN1D1 expression in Raw 264.7((Cat # AT1726a)

DCUN1D1 monoclonal antibody (M02), clone 4B5. Western Blot analysis of DCUN1D1 expression in NIH/3T3((Cat # AT1726a)



Please note: All products are 'FOR RESEARCH USE ONLY. NOT FOR USE IN DIAGNOSTIC OR THERAPEUTIC PROCEDURES'.