

DECR1 Antibody (monoclonal) (M01)

Mouse monoclonal antibody raised against a partial recombinant DECR1.

Catalog # AT1746a

Product Information

Application	WB, IHC, E
Primary Accession	Q16698
Other Accession	NM_001359
Reactivity	Human
Host	mouse
Clonality	monoclonal
Isotype	IgG2a Kappa
Clone Names	3D4
Calculated MW	36068

Additional Information

Gene ID	1666
Other Names	4-dienoyl-CoA reductase, mitochondrial, 4-dienoyl-CoA reductase [NADPH], 4-enoyl-CoA reductase [NADPH], DECR1, DECR
Target/Specificity	DECR1 (NP_001350, 236 a.a. ~ 335 a.a) partial recombinant protein with GST tag. MW of the GST tag alone is 26 KDa.
Dilution	WB~~1:500~1000 IHC~~1:100~500 E~~N/A
Format	Clear, colorless solution in phosphate buffered saline, pH 7.2 .
Storage	Store at -20°C or lower. Aliquot to avoid repeated freezing and thawing.
Precautions	DECR1 Antibody (monoclonal) (M01) is for research use only and not for use in diagnostic or therapeutic procedures.

Background

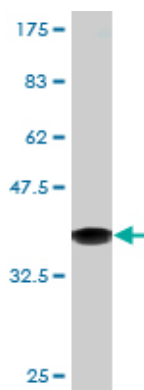
This gene encodes an accessory enzyme which participates in the beta-oxidation and metabolism of unsaturated fatty enoyl-CoA esters.

References

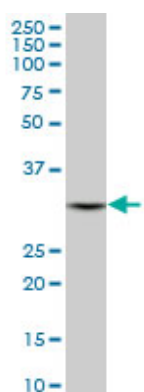
Personalized smoking cessation: interactions between nicotine dose, dependence and quit-success genotype score. Rose JE, et al. Mol Med, 2010 Jul-Aug. PMID 20379614. Association between genetic variants in VEGF, ERCC3 and occupational benzene haematotoxicity. Hosgood HD 3rd, et al. Occup Environ Med, 2009 Dec. PMID 19773279. Association of acute ischemic stroke with the MTHFR C677T polymorphism but not with

NOS3 gene polymorphisms in a Singapore population. Moe KT, et al. Eur J Neurol, 2008 Dec. PMID 19049547. The SDR (short-chain dehydrogenase/reductase and related enzymes) nomenclature initiative. Persson B, et al. Chem Biol Interact, 2009 Mar 16. PMID 19027726. Proteomic analysis reveals Hrs ubiquitin-interacting motif-mediated ubiquitin signaling in multiple cellular processes. Pridgeon JW, et al. FEBS J, 2009 Jan. PMID 19019082.

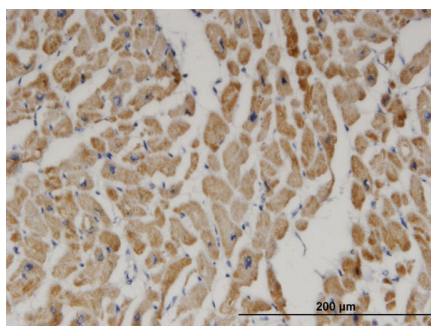
Images



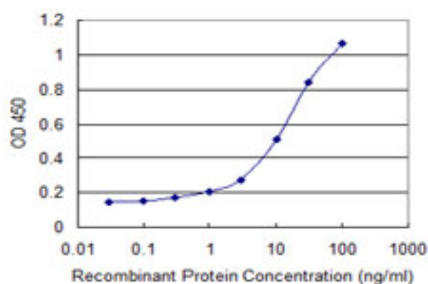
Antibody Reactive Against Recombinant Protein. Western Blot detection against Immunogen (36.74 kDa) .



DEC1 monoclonal antibody (M01), clone 3D4. Western Blot analysis of DEC1 expression in HepG2 ((Cat # AT1746a)



Immunoperoxidase of monoclonal antibody to DEC1 on formalin-fixed paraffin-embedded human heart. [antibody concentration 3 ug/ml]



Detection limit for recombinant GST tagged DEC1 is 0.3 ng/ml as a capture antibody.

Please note: All products are 'FOR RESEARCH USE ONLY. NOT FOR USE IN DIAGNOSTIC OR THERAPEUTIC PROCEDURES'.