

DKK1 Antibody (monoclonal) (M11)

Mouse monoclonal antibody raised against a full length recombinant DKK1.

Catalog # AT1769a

Product Information

Application	WB, IHC, IP
Primary Accession	O94907
Other Accession	BC001539
Reactivity	Human
Host	mouse
Clonality	monoclonal
Isotype	IgG2b Kappa
Clone Names	2A5
Calculated MW	28672

Additional Information

Gene ID	22943
Other Names	Dickkopf-related protein 1, Dickkopf-1, Dkk-1, hDkk-1, SK, DKK1
Target/Specificity	DKK1 (AAH01539.1, 1 a.a. ~ 266 a.a) full-length recombinant protein with GST tag. MW of the GST tag alone is 26 KDa.
Dilution	WB~~1:500~1000 IHC~~1:100~500 IP~~N/A
Format	Clear, colorless solution in phosphate buffered saline, pH 7.2 .
Storage	Store at -20°C or lower. Aliquot to avoid repeated freezing and thawing.
Precautions	DKK1 Antibody (monoclonal) (M11) is for research use only and not for use in diagnostic or therapeutic procedures.

Background

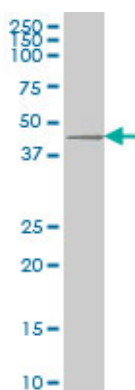
This gene encodes a protein that is a member of the dickkopf family. It is a secreted protein with two cysteine rich regions and is involved in embryonic development through its inhibition of the WNT signaling pathway. Elevated levels of DKK1 in bone marrow plasma and peripheral blood is associated with the presence of osteolytic bone lesions in patients with multiple myeloma.

References

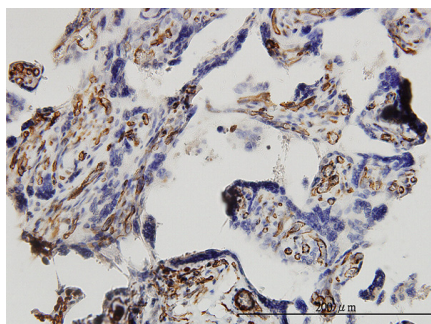
1.Genetic grouping of medulloblastomas by representative markers in pathologic diagnosis.Min HS, Lee JY, Kim SK, Park SHTransl Oncol. 2013 Jun 1;6(3):265-72. Print 2013 Jun.2.RNA interference?mediated targeting of DKK1 gene expression in Ishikawa endometrial carcinoma cells causes increased tumor cell invasion and

migration.Yi N, Liao QP, Li ZH, Xie BJ, Hu YH, Yi W, Liu M.ONCOLOGY LETTERS 6: 756-762, 20133.Molecular subgroups of medulloblastoma: the current consensus.Taylor MD, Northcott PA, Korshunov A, Remke M, Cho YJ, Clifford SC, Eberhart CG, Parsons DW, Rutkowski S, Gajjar A, Ellison DW, Lichter P, Gilbertson RJ, Pomeroy SL, Kool M, Pfister SM.Acta Neuropathol. 2011 Dec 2.4.Prokineticin 1 induces Dickkopf 1 expression and regulates cell proliferation and decidualization in the human endometrium.Macdonald LJ, Sales KJ, Grant V, Brown P, Jabbour HN, Catalano RD.Mol Hum Reprod. 2011 May 5. [Epub ahead of print]5.Carbonic anhydrase IX (CA9) modulates tumor-associated cell migration and invasion.Shin HJ, Rho SB, Jung DC, Han IO, Oh ES, Kim JY.J Cell Sci. 2011 Apr 1;124(Pt 7):1077-87. Epub 2011 Mar 1.6.Bone and bone marrow pro-osteoclastogenic cytokines are up-regulated in osteoporosis fragility fractures.D'Amelio P, Roato I, D'Amico L, Veneziano L, Suman E, Sassi F, Bisignano G, Ferracini R, Gargiulo G, Castoldi F, Pescarmona GP, Isaia GC.Osteoporos Int. 2010 Nov 30. [Epub ahead of print]


Images



DKK1 monoclonal antibody (M11), clone 2A5 Western Blot analysis of DKK1 expression in U-2 OS (Cat # L022V1).



Immunoperoxidase of monoclonal antibody to DKK1 on formalin-fixed paraffin-embedded human placenta. [antibody concentration 3 ug/ml]



Immunoprecipitation of DKK1 transfected lysate using anti-DKK1 monoclonal antibody and Protein A Magnetic Bead ([U0007](#)), and immunoblotted with DKK1 MaxPab rabbit polyclonal antibody.

Please note: All products are 'FOR RESEARCH USE ONLY. NOT FOR USE IN DIAGNOSTIC OR THERAPEUTIC PROCEDURES'.