

DMTF1 Antibody (monoclonal) (M03)

Mouse monoclonal antibody raised against a partial recombinant DMTF1.

Catalog # AT1784a

Product Information

Application	WB, IHC, IF
Primary Accession	Q9Y222
Other Accession	NM_021145
Reactivity	Human
Host	mouse
Clonality	monoclonal
Isotype	IgG2a Kappa
Clone Names	5C6
Calculated MW	84471

Additional Information

Gene ID	9988
Other Names	Cyclin-D-binding Myb-like transcription factor 1, hDMTF1, Cyclin-D-interacting Myb-like protein 1, hDMP1, DMTF1, DMP1
Target/Specificity	DMTF1 (NP_066968, 661 a.a. ~ 760 a.a) partial recombinant protein with GST tag. MW of the GST tag alone is 26 KDa.
Dilution	WB~~1:500~1000 IHC~~1:100~500 IF~~1:50~200
Format	Clear, colorless solution in phosphate buffered saline, pH 7.2 .
Storage	Store at -20°C or lower. Aliquot to avoid repeated freezing and thawing.
Precautions	DMTF1 Antibody (monoclonal) (M03) is for research use only and not for use in diagnostic or therapeutic procedures.

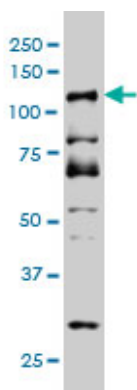
Background

This gene encodes a transcription factor that contains a cyclin D-binding domain, three central Myb-like repeats, and two flanking acidic transactivation domains at the N- and C-termini. The encoded protein is induced by the oncogenic Ras signaling pathway and functions as a tumor suppressor by activating the transcription of ARF and thus the ARF-p53 pathway to arrest cell growth or induce apoptosis. It also activates the transcription of aminopeptidase N and may play a role in hematopoietic cell differentiation. The transcriptional activity of this protein is regulated by binding of D-cyclins. This gene is hemizyously deleted in approximately 40% of human non-small-cell lung cancer and is a potential prognostic and gene-therapy target for non-small-cell lung cancer. Multiple transcript variants encoding different isoforms have been found for this gene.

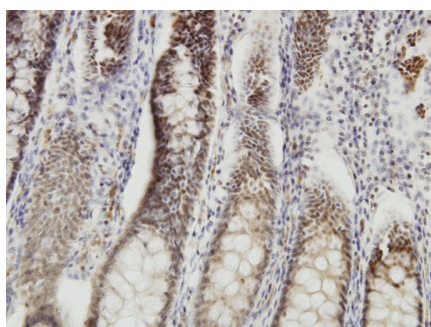
References

Meta-analysis of genome-wide association data of bipolar disorder and major depressive disorder. Liu Y, et al. Mol Psychiatry, 2010 Mar 30. PMID 20351715. Role of DMP1 and its future in lung cancer diagnostics. Sugiyama T, et al. Expert Rev Mol Diagn, 2008 Jul. PMID 18598225. Emerging roles of DMP1 in lung cancer. Inoue K, et al. Cancer Res, 2008 Jun 15. PMID 18559489. The hDMP1 tumor suppressor is a new WT1 target in myeloid leukemias. Tschan MP, et al. Leukemia, 2008 May. PMID 17972942. Mutually exclusive inactivation of DMP1 and ARF/p53 in lung cancer. Mallakin A, et al. Cancer Cell, 2007 Oct. PMID 17936562.

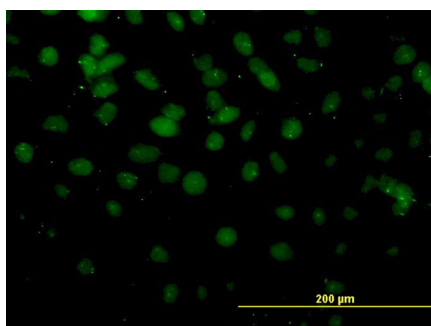
Images



DMTF1 monoclonal antibody (M03), clone 5C6 Western Blot analysis of DMTF1 expression in HeLa S3 NE (Cat # L013V3).



Immunoperoxidase of monoclonal antibody to DMTF1 on formalin-fixed paraffin-embedded human colon. [antibody concentration 1 ug/ml]



Immunofluorescence of monoclonal antibody to DMTF1 on HeLa cell. [antibody concentration 30 ug/ml]

Please note: All products are 'FOR RESEARCH USE ONLY. NOT FOR USE IN DIAGNOSTIC OR THERAPEUTIC PROCEDURES'.